



# FAMIS 2019 – School Grades & ESSA

Jason Gaitanis  
Assistant Deputy Commissioner  
Accountability Research and Measurement



[www.FLDOE.org](http://www.FLDOE.org)

# Agenda

- School & District Grades
  - Components
  - Applications
  - Timeline
  - Technical resources
- ESSA



# School Grades

# School Grades Model


## (A maximum of 11 components)

English Language Arts	Mathematics	Science	Social Studies	Graduation Rate	Acceleration Success
Achievement (0% to 100%)	Achievement (0% to 100%)	Achievement (0% to 100%)	Achievement (0% to 100%)	Overall, 4-year Graduation Rate (0% to 100%)	High School (AP, IB, AICE, dual enrollment or industry certification) (0% to 100%)
Learning Gains (0% to 100%)	Learning Gains (0% to 100%)				Middle School (EOCs or industry certifications) (0% to 100%)
Learning Gains of the Low 25% (0% to 100%)	Learning Gains of the Low 25% (0% to 100%)				

## School Grades Scale

Grade	Scale
A	62% of total points or higher
B	54% to 61% of total points
C	41% to 53% of total points
D	32% to 40% of total points
F	31% of total points or less

- The State Board of Education sets the scale and must, per state law, periodically review the scale to determine whether the expectations should be raised to encourage increased student achievement
  - If the Board adjusts the grading scale upward, it must inform the public and the school districts of the reasons for the adjustment and the anticipated impact on school grades



# District Grades

## District Grades


- Districts receive grades based on all of the components in the school grades model
- Students who were not full-year enrolled in a school but were full-year enrolled in the district will be included in the district grade in addition to students included in schools' grades

# District Grades Model

## (A maximum of 11 components)

English Language Arts	Mathematics	Science	Social Studies	Graduation Rate	Acceleration Success
Achievement (0% to 100%)	Achievement (0% to 100%)	Achievement (0% to 100%)	Achievement (0% to 100%)	Overall, 4-year Graduation Rate (0% to 100%)	High School (AP, IB, AICE, dual enrollment or industry certification) (0% to 100%)
Learning Gains (0% to 100%)	Learning Gains (0% to 100%)				Middle School (EOCs or industry certifications) (0% to 100%)
Learning Gains of the Low 25% (0% to 100%)	Learning Gains of the Low 25% (0% to 100%)				





# School Improvement Ratings

## School Improvement Rating

- Alternative schools and Exceptional Student Education (ESE) Center schools choose whether to receive a school grade or a school improvement rating
- If the school chooses to receive a rating, its students' performance information is used in both the school's rating and the students' home-zoned school's grade
- The department provides the district a list of schools from which to verify the schools that are eligible to choose a rating

## Rating Components

- Learning Gains in English Language Arts (100 points)
- Learning Gains in Mathematics (100 points)
- Learning gains are calculated using the method described in the school grades rule
- Eligible students include students enrolled in membership survey 2 or 3 and tested
- Retake assessments are included when first-time assessments are not available for a student
  - FCAT
  - Concordant and Comparative Scores

## Calculation of the Rating

- Schools will be rated on only those components for which they have sufficient data
- The rating is based on the percentage of possible points earned by each school
  - Commendable – 50% of points or higher
  - Maintaining – 26% to 49% of points
  - Unsatisfactory – 25% of points or less

# Applications


- College and Career Acceleration
  - School Types
  - Student Data Updates
  - Prior Year Assessment Matching
  - Assessment Matching
- 
- Primary District Accountability Coordinators are responsible for these applications and for granting access to district/school personnel who need access

# School and District Accountability Annual Timeline

Date	Activity
October	<ul style="list-style-type: none"> <li>Beginning of state accountability match processing for Survey 2.</li> <li>Final Survey 5 data pulled for graduation rate cohort file.</li> </ul>
November	<ul style="list-style-type: none"> <li>Final date for districts to submit requested changes for alternative school status for accountability purposes.</li> <li>Graduation Rate Cohort Corrections web application opens.</li> </ul>
December	<ul style="list-style-type: none"> <li>Graduation Rate Cohort Corrections web application closes.</li> <li>State accountability match processing closes for Survey 2. Final Survey 2 is pulled for accountability purposes.</li> </ul>
January	<ul style="list-style-type: none"> <li>Graduation Rate is released. (Mid December-Early January)</li> <li>Memorandum sent regarding the identification of ESE Centers.</li> <li>College and Career web application opens.</li> </ul>
February	<ul style="list-style-type: none"> <li>Final date for districts to confirm ESE center schools for accountability purposes.</li> <li>Beginning of state accountability match processing for Survey 3.</li> </ul>
April	<ul style="list-style-type: none"> <li>State accountability match processing closes for Survey 3. Final Survey 3 is pulled for accountability purposes.</li> <li>School Types web application opens; includes school grades/school improvement rating selection forms for alternative and ESE center schools.</li> <li>Student Data Updates web application opens.</li> <li>Prior Year Assessment Matching web application opens.</li> <li>Assessment Matching web application opens. (Summer, Fall, and Winter assessments)</li> <li>3-year prelim cohort is posted to ShareFile.</li> </ul>
May	<ul style="list-style-type: none"> <li>School Types web application closes.</li> <li>Student Data Updates web application closes.</li> <li>Prior Year Assessment Matching web application closes.</li> </ul>
June	<ul style="list-style-type: none"> <li>Spring assessments loaded into Assessment Matching web application.</li> <li>Assessment Matching web application closes.</li> </ul>
Summer	<ul style="list-style-type: none"> <li>School Grades, School Improvement Ratings, and District Grades are released.</li> <li>INDV files are provided to districts.</li> <li>Appeals process opens.</li> <li>Appeals process closes 30 days after the release of the INDV files.</li> <li>Appeals decisions issued.</li> </ul>

## Technical Resources

- The Florida statute that provides the framework for the school grades calculation is at the following link: [Section 1008.34, F.S.](#)
- The rule adopted by the State Board of Education at its January 17, 2018, meeting describes more specifically the school grades calculation and can be found at the following link: [Rule 6A-1.09981, F.A.C.](#)
- The department's website contains additional information about the school grades, including the results of the calculation for each school and district. This information will be available on the department's interactive [PK-20 Education Information Portal](#).
- Additional information describing the calculation and historical information are available at <http://fldoe.org/accountability/accountability-reporting/school-grades/>.



# Every Student Succeeds Act - ESSA



## ESSA Background

- Bipartisan federal law signed in December 2015
- Amended the Elementary and Secondary Education Act of 1965, replacing No Child Left Behind provisions
- Each state had to submit a state plan detailing how it would comply with the new law
- With a strong, proven accountability system, Florida was already ahead of most of the nation as it relates to the requirements of ESSA

## Florida's ESSA State Plan

- Drafted with public input, including workgroup of superintendents
- Approved September 26, 2018
- Preserves the focus on increased student achievement
- No changes to Florida's state accountability systems
  - School Grades
  - Differentiated Accountability/School Turnaround
- Adds a federal calculation to satisfy ESSA requirements
  - New Federal Percent of Points Index ("Federal Index")

## New ESSA Accountability Provisions

- Inclusion of English Language Learner (ELL) proficiency progress as a separate accountability indicator, as required by U.S. Department of Education
- Additional focus on reporting of student subgroup performance
- Additional federal school improvement designations and support
- Revamped public report cards of state, district, and school data

## New List of Schools Identified Under ESSA for Additional Support

- The list is posted at <http://www.fldoe.org/academics/essa>
- The list contains the school's Federal Index, overall ESSA status (comprehensive (CS&I) or targeted (TS&I) support and improvement), and the subgroups identified for support
- This list represents **baseline data** from the 2017-18 School Year, and **no additional action** is required
- This list provides useful information to plan and allocate resources for school improvement

## State, District, and School Report Cards

- A new interactive report card will provide the federally required components for the state, district, and school report cards
- Includes the following:
  - School grade and school grade components, and Federal Index
    - Components disaggregated by subgroup
    - State-, District-, School-level
  - English Language Proficiency Progress
    - State-, District-, School-level
  - Whether the school was identified for support
- Anticipated release in February with an opportunity to provide feedback for improvements before an official launch in Summer 2019

## Additional Resources


- Florida's ESSA plan:

<http://www.fldoe.org/core/fileparse.php/14196/urlt/FL-ESSA-StatePlan.pdf>

- Presentations on the Accountability and School Improvement Components of Florida's ESSA Plan:

<http://www.fldoe.org/core/fileparse.php/14196/urlt/ESSA-Summ-AA-SIP.pdf>

<http://www.fldoe.org/core/fileparse.php/7506/urlt/BreakoutSession-3-1118.pdf>



## Data Reporting Formats Used in Accountability

- School Grades, School Improvement Ratings, District Grades, and ESSA Federal Index
  - Graduation Rate
  - College and Career Acceleration
  - Survey 3 for Accountability (Survey 2 and Survey 3 Match Process)

# Formats Used for the Graduation Rate Cohort Build

- Final Survey Data
  - Format: Student Demographic Information
    - Survey 2/Year1
    - Survey 5/Year1-Year3
  - Format: Student Course Information
    - Survey 2/Year1
  - Format: End of Year Status
    - Survey 5/Year0-Year3
  - Format: Prior School Status/Student Attendance
    - Survey 5/Year1-Year3
  - Format: Exceptional Student
    - Survey 2/Year1
    - Survey 5/Year1-Year3
  - Format: Federal/State Indicator Status
    - Survey 2/Year1
    - Survey 5/Year1-Year3



## Formats Used for the Graduation Rate Cohort Build

- Snapshot Survey Data
  - Format: Student Demographic Information
    - Survey 5/Year4
  - Format: Student End of Year Status
    - Survey 5/Year4
  - Format: Prior School Status/Student Attendance
    - Survey 5/Year4
  - Format: Exceptional Student
    - Survey 5/Year4
  - Format: Federal/State Indicator Status
    - Survey 5/Year4

## Key Data Elements Used for the Graduation Rate Cohort Build

- Student Number Identifier, Florida
- Student Number Identifier – Alias, Florida
- School Number, Current Enrollment
- Withdrawal Code
- Diploma Code
- Withdrawal Date
- Grade Level

# College and Career Acceleration

## Key Formats and Data Elements

### Student Assessment

- District Number, Current Enrollment
- School Number, Current Enrollment
- Student Number Identifier, Florida
- Test Name
- Test Subject Content
- Test Level
- Test Score

### Student Course Transcript Information

- District Number, Current Enrollment
- School Number, Current Enrollment
- Student Number Identifier, Florida
- Course Number
- Course Grade

### Industry Certification

- District Number, Current Enrollment
- School Number, Current Enrollment
- Student Number Identifier, Florida
- Industry Certification Identifier
- Industry Certification Outcome

## Survey 3 for Accountability file (Survey 2/3 match process) Key Formats and Data Elements

### Student Demographic

- District Number, Current Enrollment
- District Number, Current Instruction/Service
- School Number, Current Enrollment
- Lunch Status
- Race/Ethnicity
- English Language Learners, PK-12
- Student Number Identifier, Florida
- Student Number Identifier – Alias, Florida
- Florida Education Identifier (FLEID)
- Student Name, Legal
- Birth Date
- Grade Level
- Additional School Year Student
- District Number, Zoned School
- School Number, Zoned School (home-zoned school)
- Date Entered United States School (English Language Learners)
- Qualifying Arrival Date (QAD) for Migrant Program Eligibility
- Migrant Status Term

## Survey 3 for Accountability file Key Formats and Data Elements

### Exceptional Student

- Exceptionality, Primary
- Exceptionality, Other
- Exceptional Student, IDEA Educational Environments
  - Used to help determine ESE Center Schools.

### English Language Learner Information

- English Language Learners: ESOL Entry Date

## Survey 3 for Accountability file Key Formats and Data Elements

### Prior School Status/Student Attendance

- Withdrawal Date
- Withdrawal Code, PK-12
- Entry (Re-Entry) Code, PK-12
- Entry (Re-Entry) Date, PK-12

### Federal/State Indicator Status

- Dropout Prevention/Juvenile Justice Programs
- Medical Complexity Exemptions
- Military Family Student
- Homeless Student, PK-12

# Survey 3 for Accountability file

## Key Formats and Data Elements


### Student Course Schedule

- District Number, Current Instruction/Service
- School Number, Current Instruction/Service
- School Number, Current Enrollment
- Dual Enrollment Indicator
- Virtual Instruction Provider
- Course Number

## ESSA Federal Index

- Survey 3 for Accountability file is used for ESSA Federal Index calculations





## Data Reporting Formats Used in Accountability

- VAM
  - Data listed are used for RVT, Survey 2 and Survey 3 match files, and the VAM Reference files.

## Survey 2 and Survey 3

### Key Formats and Data Elements

#### Student Demographic

- District Number, Current Enrollment
- School Number, Current Enrollment
- District Number, Current Instruction/Service
- School Number, Current Instruction/Service
- Student Number Identifier, Florida
- Year
- Survey Period Code
- Student Name, Legal
- Gender
- Student Number Identifier – Alias, Florida
- Student Number Identifier, Local
- Birth Date
- Grade Level
- Race/Ethnicity

#### Student Course

- District Number, Current Instruction/Service
- School Number, Current Instruction/Service
- Student Number Identifier, Florida
- Survey Period Code
- Fiscal Year
- Term
- Period Number
- Course number
- Section number

## Survey 2 and Survey 3

### Key Formats and Data Elements

#### Teacher Course

- District Number, Current Instruction/Service
- School Number, Current Instruction/Service
- Social Security Number
- Survey Period Code
- Fiscal Year
- Term
- Period Number
- Course Number
- Section Number
- Scheduling Method

#### Staff Demographic

- Social Security Number
- Staff Number Identifier, Local
- District Number
- Fiscal Year
- Survey Period Code
- Employee Name, Legal
- Job Code, Primary

## Survey 2 and Survey 3 Key Formats and Data Elements

### Exceptional Student

- Exceptionality, Primary
- Exceptionality, Other

### English Language Learner Information

- English Language Learners: ESOL  
Entry Date

# Survey 2 and Survey 3

## Key Formats and Data Elements

### Prior School Status/Student Attendance

- Entry (Re-Entry) Code, PK-12
- Entry (Re-Entry) Date
- Withdrawal Code, PK-12
- Withdrawal Date
- Days Present, Annual
- Days Absent, Annual
- Term



## Data Reporting Formats Used in Accountability

- DJJ Accountability System

## DJJ Accountability Ratings System

- Master School ID file (MISD)
  - Cohort year, the year prior, and the following year.
- Format: Student Demographic
  - Survey 5/Cohort year, the year prior, and the following year.
- Format: Prior School Status/Student Attendance
  - Survey 5/Cohort year, the year prior, and the following year.
- Format: End of Year Status
  - Survey 5/Cohort year and following year
- Format: Teacher Course
  - Surveys 1, 2, 3, and 4/cohort year.
- Format: Industry Certification
  - Survey 5/Cohort year and following year
- Additional data
  - Florida Education and Training Placement Information Program (FETPIP)
  - Florida College System (FCS)
  - State University System (SUS)
  - Workforce Development Information System (WDIS)

## Key Formats and Data Elements

### Student Demographic

- Student Number Identifier, Florida
- District Number, Current Enrollment
- District Number, Current Instruction/Service
- Year
- Survey Period Code
- Student Name, Legal
- Gender
- Student Number Identifier – Alias, Florida
- Birth Date
- Race/Ethnicity
- Grade Level

### Prior School Status/Student Attendance

- School Number, Current Enrollment
- District Number, Current Enrollment
- School Year
- Student Number Identifier, Florida
- Entry (Re-Entry) Date
- Withdrawal Date
- Withdrawal Code, PK-12
- Days Absent, Annual
- Days Present, Annual
- Grade Level



## Key Formats and Data Elements

### Teacher Course

- Social Security Number
- District Number, Current Instruction/Service
- School Number, Current Instruction/Service
- Term
- Certification/Licensure/Qualification Status
- Course Number
- Period Number
- Section Number

### Industry Certification

- Student Number Identifier, Florida
- District Number, Current Enrollment
- District Number, Current Instruction/Service
- School Year
- Survey Period Code
- Industry Certification Identifier
- Industry Certification Outcome

## Key Formats and Data Elements

### Student End of Year Status

- Student Number Identifier, Florida
- District Number, Current Enrollment
- District Number, Current Instruction/Service
- School Year
- Diploma Type
- Withdrawal Reason

### MSID

- Fiscal Year
- District Number
- School Number
- District Name
- School Name
- School Type
- School Function/Setting
- Neglected/Delinquent Status
- Neglected/Delinquent Classification
- Activity Code

# Applications

- Roster Verification
- Graduation Rate Cohort Corrections
- College and Career Acceleration
- Student Data Updates
- School Types
- Prior Year Assessment Matching
- Assessment Matching

Primary District Accountability Coordinators are responsible for these applications.

## Questions and Answers

Questions concerning any accountability processes or data can be directed to the Bureau of Accountability Reporting at [accountability@fldoe.org](mailto:accountability@fldoe.org) or (850) 245-0411



**[www.FLDOE.org](http://www.FLDOE.org)**



**[www.FLDOE.org](http://www.FLDOE.org)**