



Let's Get Real About Real-Time Data Interoperability with Ed-Fi

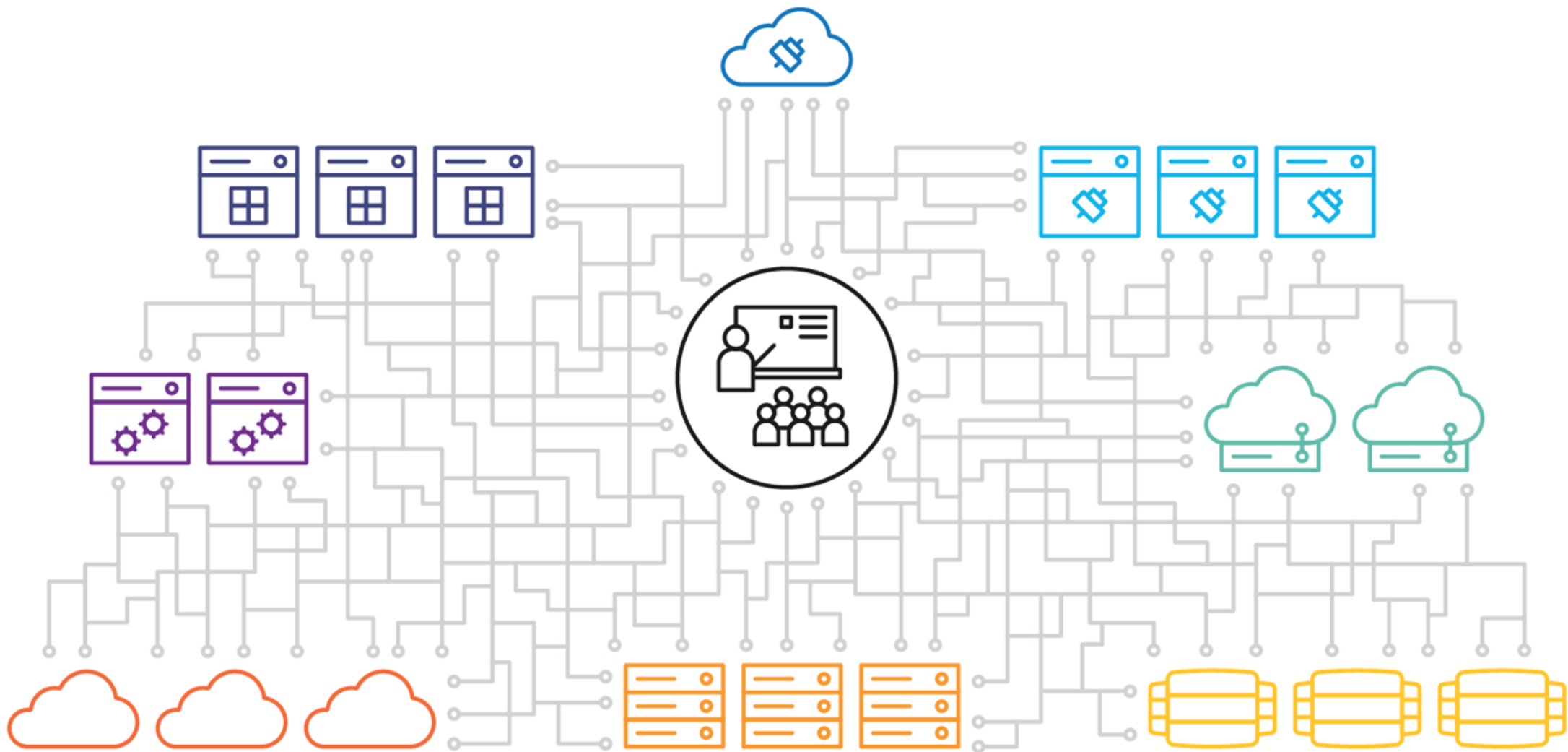
Sean Casey @Ed-Fi Alliance
Jean-Francois Guertin @EdWire
Ben Girard @WriteScore



What are your current student data challenges?

Student data challenges we see:

- Inaccurate
- Outdated
- Incomplete
- Too slow to be useful in real time
- Too complex to be understood easily
- Restrictive
- Siloed



data interoperability

— NOUN [/dae-tuh, in(t)ər, äp(ə)rə'bilədē/]

The seamless, secure, and controlled exchange of data between applications.



Leveraging data interoperability will ...



Give you a complete view of each student



Allow data to move between systems securely and seamlessly—while protecting data privacy



Empower *you* to control your data, not a third party



Let you choose the best instructional tools available

**When your schools achieve
data interoperability,
you can solve other
challenges more effectively.**

The Value Ed-Fi Offers

Common Language

Ed-Fi surfaces all of your school's systems, tools, and software onto a single platform.

Know Everything

Ed-Fi finally delivers the comprehensive insights teachers need to deliver personalized learning.

The Value Ed-Fi Offers

Zero Fees

The Ed-Fi data standard is offered with no fees from Ed-Fi —making data integration affordable.

Secure & Protected

At every step, and at all moments, your data is safe and in your control.

The Value Ed-Fi Offers

Nonstop Improvement

An active community of educators and technologists advance Ed-Fi every day.

Teacher's Choice

Ed-Fi powers the finest technology on the market. Choose your favorite tools.

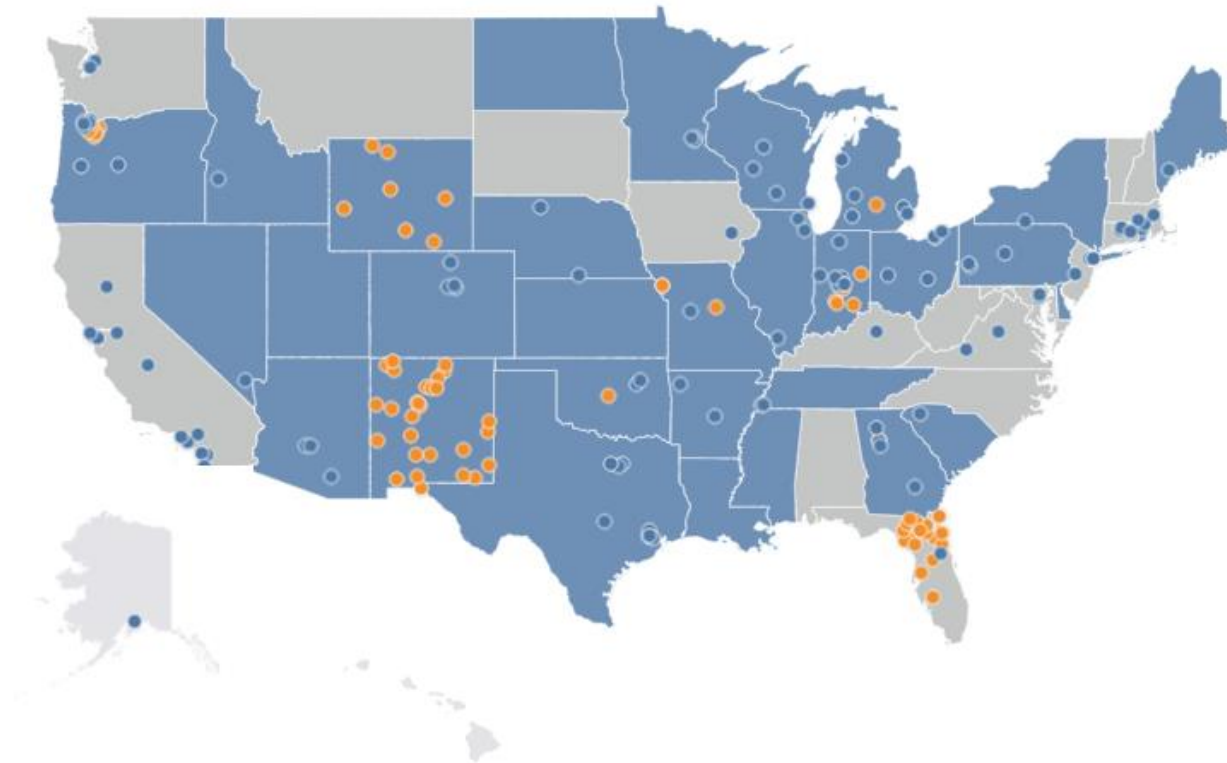
But what does that mean for *you*?

- Transparency into of student learning & what's impacting it
- Real/near-real time insight from multiple measures data
- Understand individual and aggregated learning outcomes/achievement
- Flexible, scalable, and responsive data architecture
- Future-proof and sustainable data architecture
- Select the best tools on the market

The Ed-Fi Nationwide Community

Ed-Fi Alliance Adoption Overview

as of 6/18/2019
10:00 AM



32.1M (63%)
students

1.9M (64%)
teachers

32 (63%)
states (+DC)

11.9K (1%)
districts

286
licensed vendors

Total students in US: 50.0M
Total teachers in US: 3.0M
Total districts: 16.6K

Sources: Ed-Fi Salesforce CRM,
NCES.org (2015-2016 SY)

● Licensed District ● District Licensed through Collaboration

Data Visualization

**“Ed-Fi allows us to get all of our data in one place
so we can get a full picture.”**

**-Breanna Porter, Developer
Achievement First**

Benefits of Data Visualization



See student data in real time



All data in one place—not in separate systems, apps and spreadsheets

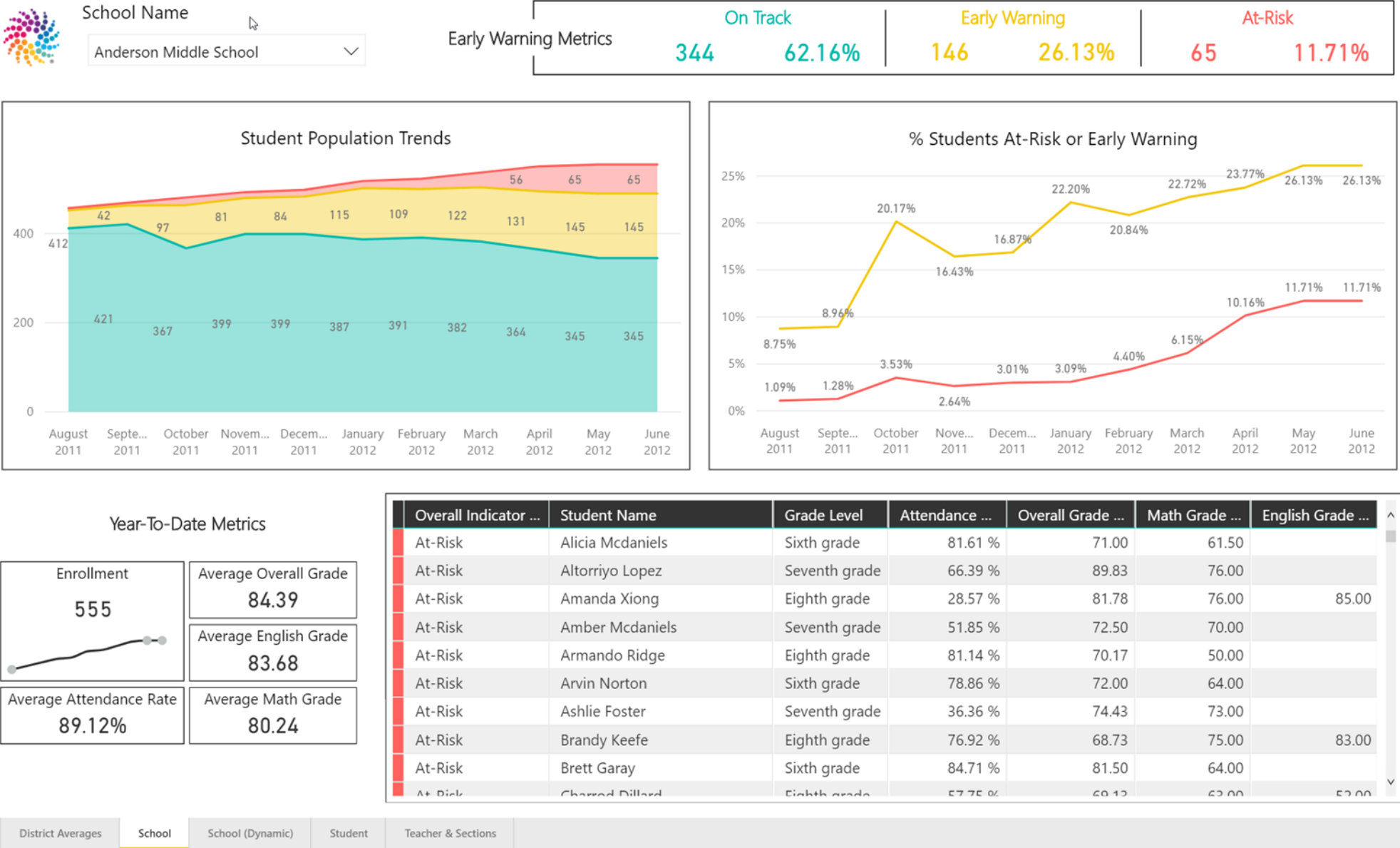


More complete view of the student



Flag and respond to trends earlier

The Power of Data: Patterns, Insight, Action



Our Community

“Instead of us having to work with a for-profit company to configure something, [with Ed-Fi] all of the tools are sitting in a community that we can leverage for our work with our schools.”

-Noah Bookman, Executive Director
CORE Data Collaborative (California)

FAMIS 2019



ED-FI IMPLEMENTATION
BEN GIRARD, CIO, CTO

What we do?

- Develop writing & reading assessments
- Score & report based on learning standards
- > 1 Million assessments / yr. (Online & Paper)
- Design teacher and student resources
- Deliver analytics to focus improvement



Ed-Fi Certification Benefits

Districts

- ❖ Near real-time assessment outcomes
- ❖ Ed-Fi to Ed-Fi sync | No conversion required

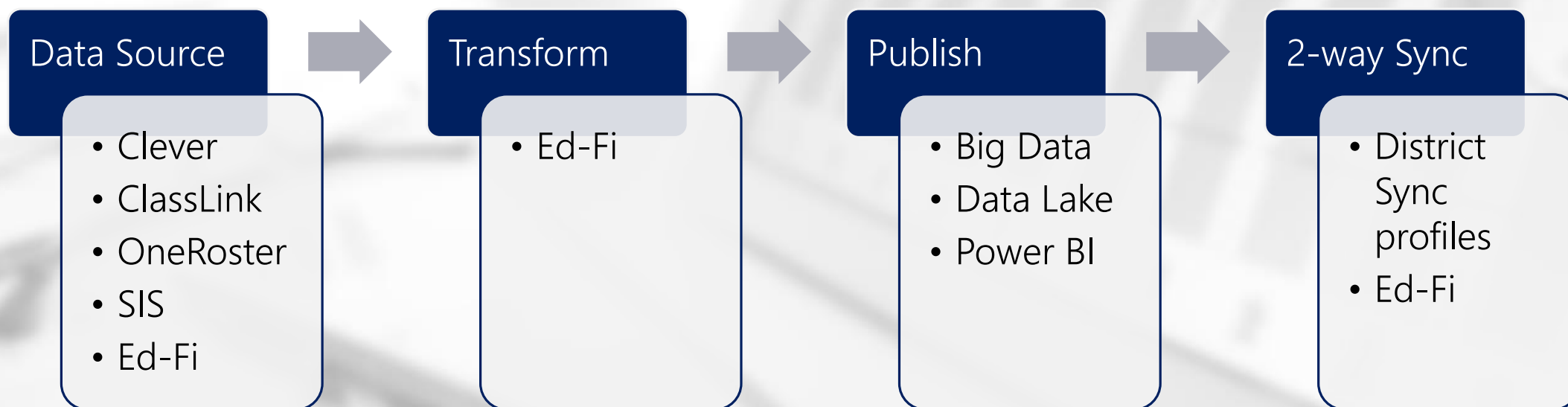
Write Score

- ❖ Multi-Year Reporting
- ❖ Nationwide Integration
- ❖ Leverage Ed-Fi as our main data source
- ❖ Adopt Ed-Fi as PaaS/SaaS (via EdGraph)

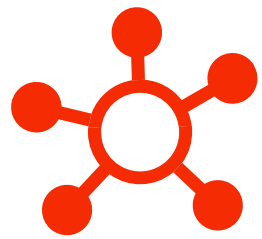




Data Flow



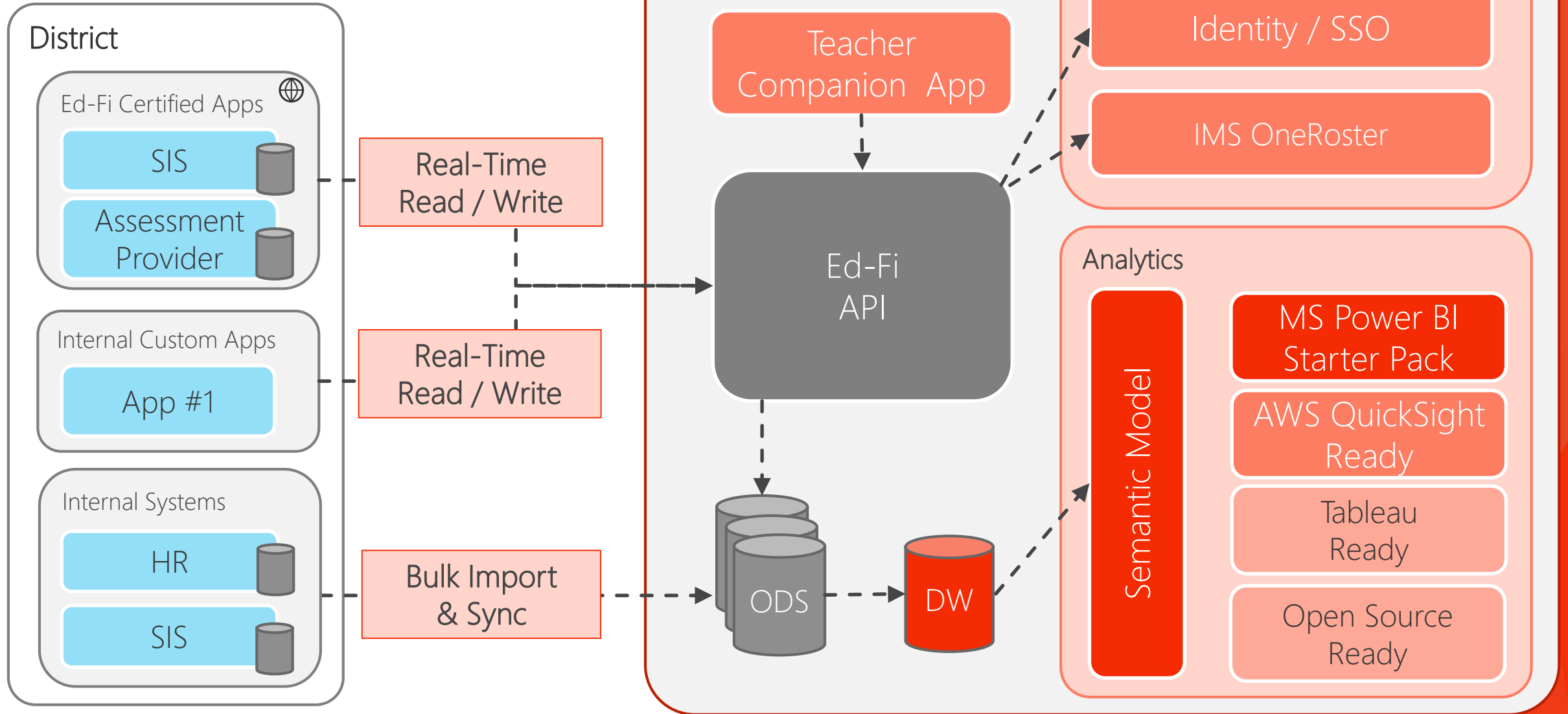
Education empowered by...



EdGraphTM

Jean-Francois Guertin, CTO

Overview



Next Steps Toward Data Interoperability

- Think about your use case; your initiatives that need data
- Learn more about Ed-Fi at www.ed-fi.org & the [Ed-Fi Academy](#)
- [Sign a license](#) and join the Community
- Contact your vendors to support Ed-Fi & data interoperability

A group of people are seated around a table in a meeting room, engaged in a discussion. The image is overlaid with a semi-transparent blue filter. The text is centered over the image.

**The Ed-Fi Alliance is here to
empower your district to make
student data accurate, secure,
useable, actionable.**

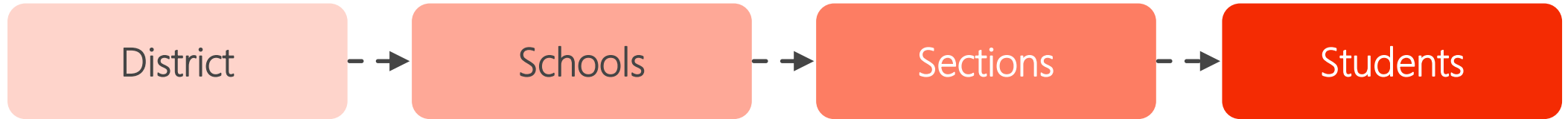


ed-fi®
ALLIANCE

The background features abstract geometric shapes in shades of orange and grey. On the left, a solid orange shape extends from the top and bottom edges. On the right, a complex arrangement of overlapping triangles and polygons in various shades of orange and grey creates a dynamic, layered effect. The central area is a plain white space.

Demo

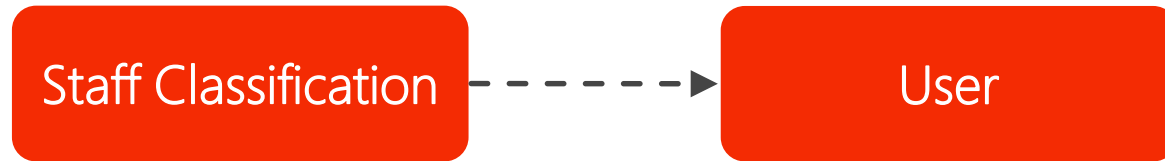
Security – Row Level Access



UserKey	UserClass	StudentPermission	SectionPermission	SchoolPermission
1	Section	ALL	SEC1	SCH1
1	Section	ALL	SEC2	SCH1
2	Section	ALL	SEC3	SCH2
3	School	ALL	ALL	SCH1
4	School	ALL	ALL	SCH2
5	District	ALL	ALL	ALL

Security

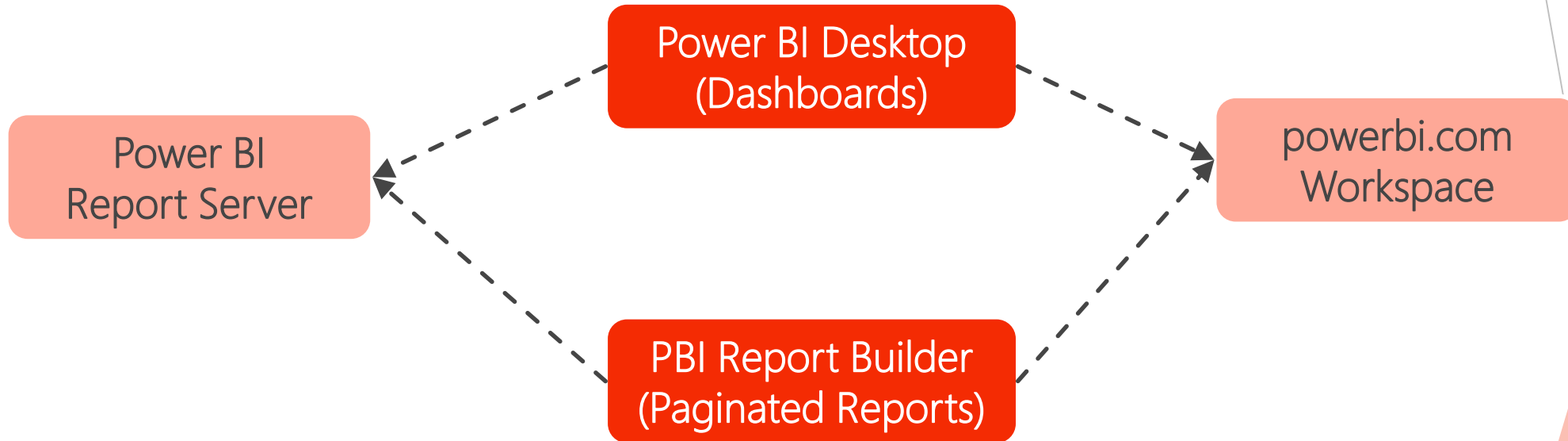
Dynamic Authorization Scope (Who can I see?)



Dashboard / Report Access (What can I see?)



Report Authoring



Hosting

Azure Private Cloud

- ▶ EdGraph solution hosted in District's Azure private cloud

SaaS

- ▶ EdGraph solution hosted in EdWire's Azure private cloud

Hybrid

- ▶ EdGraph UI/API solution hosted in EdWire's Azure private cloud
- ▶ EdGraph Databases & BI hosted in District's Azure private cloud

Private On-Premise

- ▶ EdGraph solution hosted in District's on-premise datacenter

AWS Private Cloud (Coming soon)