



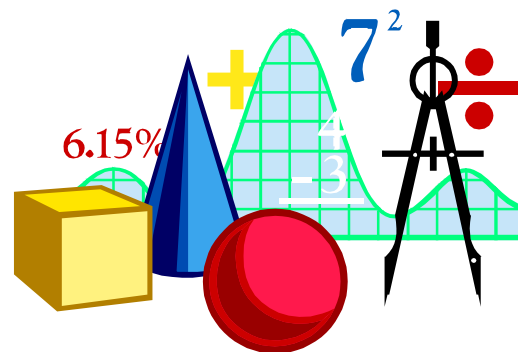
2020-21 Florida Education Finance Program (FEFP)

Presented By:

Josh Bemis, Funding Supervisor, FDOE

FAMIS Summer Conference

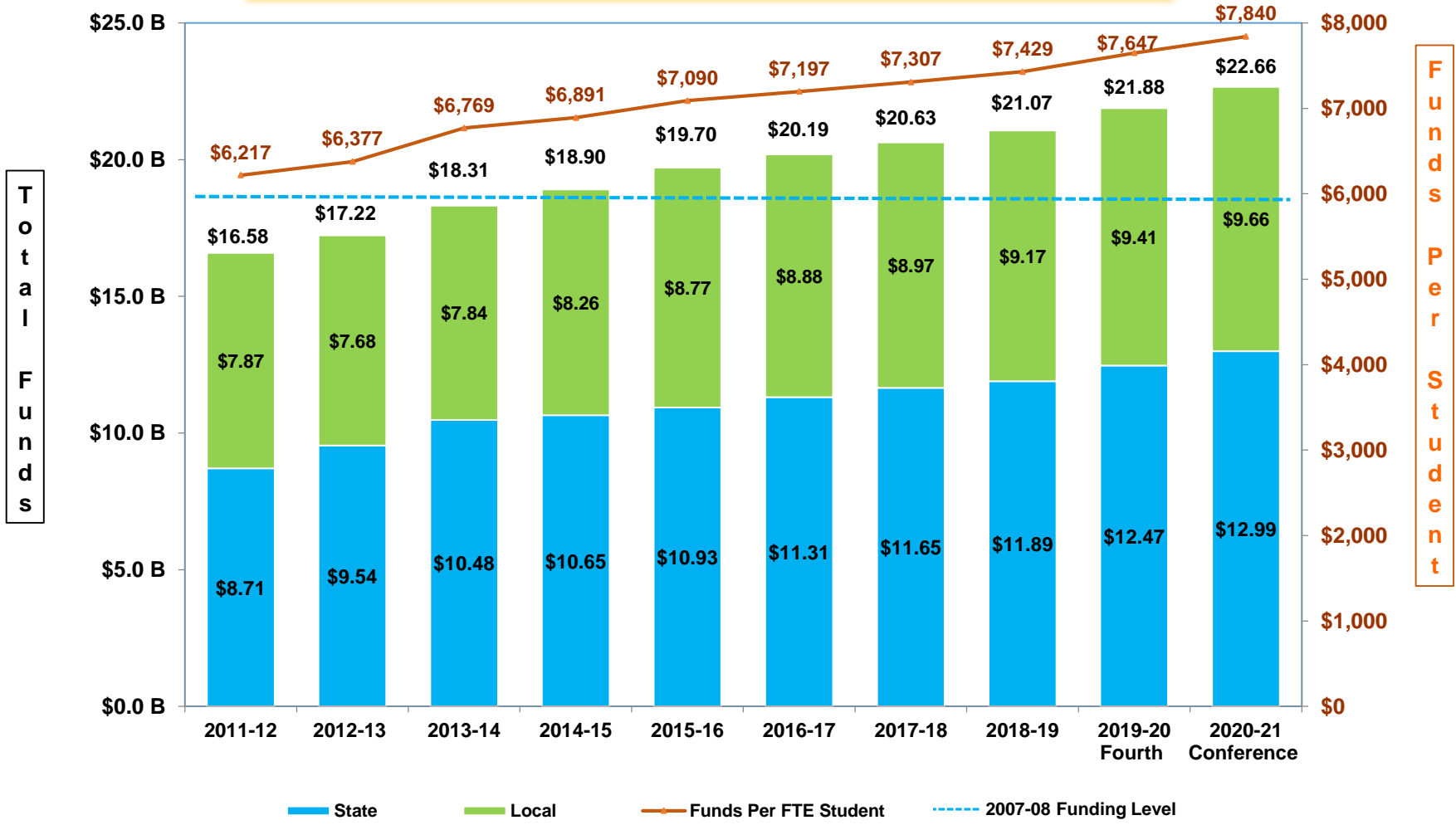
June 29, 2020



FEFP Legislative Changes

- The Best and Brightest Teacher and Principal Scholarship Program was repealed.
- The Declining Enrollment Supplement was suspended.
- \$500.0 million allocated for the Teacher Salary Increase Allocation.
- The Mental Health Assistance Allocation was increased by \$25 million for a total of \$100 million.
- The Total Funds Compression Allocation was expanded to include a Hold Harmless Allocation to compensate for changes in the District Cost Differential.
- Two new add-on FTE elements were added.

Historical Total FEFP Funding



2020-21 FEFP Conference Calculation

FTE Students 2,890,177.27	×	Program Weights	=	Weighted FTE Students 3,186,166.34	×	Base Student Allocation (BSA) \$4,319.49	×	District Cost Differential (DCD)	=	Base Funding \$13,772,354,070	+
Declining Enrollment Allocation \$0	+	Sparsity Supplement \$55,500,000	+	State Funded Discretionary Contribution \$25,465,836	+	0.748 Mills Compression \$267,405,229	+	DJJ Supplemental Allocation \$6,312,500	+	Safe Schools \$180,000,000	+
ESE Guaranteed Allocation \$1,092,394,272	+	Supplemental Academic Instruction \$724,364,775	+	Instructional Materials \$236,574,333	+	Student Transportation \$449,966,033	+	Teachers Classroom Supply Asst. Program \$54,143,375	+	Virtual Education Contribution \$6,765	+
Reading Allocation \$130,000,000	+	Digital Classroom Allocation \$8,000,000	+	Federally Connected Student Supplement \$13,597,698	+	Mental Health Assistance Allocation \$100,000,000	+	Total Funds Compression Allocation \$68,000,000	+	Turnaround Supplemental Services Allocation \$45,473,810	+
Teacher Salary Increase Allocation \$5,000,000,00	=	Gross State and Local FEFP \$17,729,558,696	-	Required Local Effort \$8,015,764,012	+	Proration to Appropriation \$0	=	Net State FEFP \$9,713,794,684	+	Discretionary Lottery/School Recognition \$134,582,877	+
Class Size Reduction \$3,145,795,385	=	Total State Funding \$12,994,172,946	+	Required Local Effort \$8,015,764,012	+	0.748 Mill Discretionary Local Effort \$1,647,830,893	=	Total Funding \$22,657,767,851			

2020-21 Florida Education Finance Program Final Conference Report

Statewide Summary

Comparison of Public School Funding to 2019-20 Fourth Calculation

	2019-20 FEFP Fourth Calculation	2020-21 FEFP Conference Report	Difference	Percentage Difference
MAJOR FEFP FORMULA COMPONENTS				
Unweighted FTE	2,861,432.930	2,890,177.27	28,744.34	1.00%
Weighted FTE	3,138,866.310	3,186,166.34	47,300.03	1.51%
School Taxable Value	2,169,716,073,407.000	2,294,773,411,715.00	125,057,338,308.00	5.76%
Required Local Effort Millage	3.888	3.73	(0.16)	-3.99%
Discretionary Millage	0.748	0.748	-	0.00%
Total Millage	4.636	4.48	(0.16)	-3.34%
Base Student Allocation	4,279.490	4,319.49	40.00	0.93%

2020-21 Florida Education Finance Program Final Conference Report

Statewide Summary

Comparison of Public School Funding to 2019-20 Fourth Calculation

FEFP DETAIL	2019-20 FEFP Fourth Calculation	2020-21 FEFP Conference Report	Difference	Percentage Difference
WFTE x BSA x DCD (Base FEFP Funding)	13,443,256,375	13,772,354,070	329,097,695.00	2.45%
Declining Enrollment Supplement	3,193,287	-	(3,193,287.00)	-100.00%
Sparsity Supplement	52,800,000	55,500,000	2,700,000.00	5.11%
State-Funded Discretionary Contribution	24,113,892	25,465,836	1,351,944.00	5.61%
0.748 Mills Discretionary Compression	254,098,854	267,405,229	13,306,375.00	5.24%
DJJ Supplemental Allocation	6,424,769	6,312,500	(112,269.00)	-1.75%
Safe Schools	180,000,000	180,000,000	-	0.00%
ESE Guaranteed Allocation	1,079,590,794	1,092,394,272	12,803,478.00	1.19%
Supplemental Academic Instruction	716,622,889	724,364,775	7,741,886.00	1.08%
Instructional Materials	233,951,826	236,574,333	2,622,507.00	1.12%
Student Transportation	444,978,006	449,966,033	4,988,027.00	1.12%
Teachers Classroom Supply Assistance	54,143,375	54,143,375	-	0.00%
Reading Allocation	130,000,000	130,000,000	-	0.00%
Virtual Education Contribution	3,099,298	6,765	(3,092,533.00)	-99.78%
Digital Classroom Allocation	20,000,000	8,000,000	(12,000,000.00)	-60.00%
Federally Connected Supplement	13,779,168	13,597,698	(181,470.00)	-1.32%
Mental Health Assistance Allocation	75,000,000	100,000,000	25,000,000.00	33.33%
Total Funds Compression Allocation	54,190,616	68,000,000	13,809,384.00	25.48%
Best and Brightest	284,500,000	-	(284,500,000.00)	-100.00%
Turnaround Supplemental	45,473,810	45,473,810	-	0.00%
Teacher Salary Increase Allocation	-	500,000,000	500,000,000.00	0.00%
TOTAL FEFP	17,119,216,959	17,729,558,696	610,341,737.00	3.57%

2020-21 Florida Education Finance Program Final Conference Report

Statewide Summary

Comparison of Public School Funding to 2019-20 Fourth Calculation

	2019-20 FEFP Fourth Calculation	2020-21 FEFP Conference Report	Difference	Percentage Difference
Less: Required Local Effort	7,856,925,320	8,015,764,012	158,838,692.00	2.02%
GROSS STATE FEFP	9,262,291,639	9,713,794,684	451,503,045.00	4.87%
Proration to Appropriation	(41,128,763)	0	41,128,763.00	-100.00%
NET STATE FEFP	9,221,162,876	9,713,794,684	492,631,808.00	5.34%
STATE CATEGORICAL PROGRAMS				
Class Size Reduction Allocation	3,111,099,382	3,145,795,385	34,696,003.00	1.12%
Discretionary Lottery/School Recognition	134,582,877	134,582,877	-	0.00%
TOTAL STATE CATEGORICAL FUNDING	3,245,682,259	3,280,378,262	34,696,003.00	1.07%
TOTAL STATE FUNDING	12,466,845,135	12,994,172,946	527,327,811.00	4.23%
LOCAL FUNDING				
Total Required Local Effort	7,856,925,320	8,015,764,012	158,838,692.00	2.02%
Total Discretionary Taxes from 0.748 Mills	1,558,029,718	1,647,830,893	89,801,175.00	5.76%
TOTAL LOCAL FUNDING	9,414,955,038	9,663,594,905	248,639,867.00	2.64%
TOTAL FUNDING	21,881,800,173	22,657,767,851	775,967,678.00	3.55%
Total Funds per UFTE	7,647.15	7,839.58	192.43	2.52%

FEFP Calculations & FTE Surveys

Calculation	When	Data Source	
Conference Report	Legislative Session	Survey 1 – Projection Survey 2 – Projection Survey 3 – Projection	Survey 4 – Projection Survey 5 – Prior Year Est.
2 nd Calculation	July – Upon receipt of Tax Roll	Survey 1 – Projection Survey 2 – Projection Survey 3 – Projection	Survey 4 – Projection Survey 5 – Prior Year Est.
3 rd Calculation	Upon receipt of Survey 2	Survey 1 – Actual Survey 2 – Actual Survey 3 – Estimate	Survey 4 – Estimate Survey 5 – Prior Year Act.
4 th Calculation	Upon receipt of Survey 3	Survey 1 – Actual Survey 2 – Actual Survey 3 – Actual	Survey 4 – Estimate Survey 5 – Prior Year Act.
Final Calculation	After Final Update of Survey 4	Survey 1 – Actual Survey 2 – Actual Survey 3 – Actual	Survey 4 – Actual Survey 5 – Prior Year Act.

FTE Reporting Deadlines:

Survey 1

Survey Week: July 6-10, 2020

Due Date: July 24, 2020

State Processing: July 20-September 11, 2020

Final Update/Amendment: September 30, 2020

Survey 2

Survey Week: October 5-9, 2020

Due Date: October 16, 2020

State Processing: October 12- October 20, 2020

Final Update/Amendment: December 15, 2020

Survey 3

Survey Week: February 8-12, 2021

Due Date: February 19, 2021

State Processing: February 15-March 5, 2021

Final Update/Amendment: April 15, 2021

Survey 4

Survey Week: June 7-11, 2021

Due Date: July 2, 2021

State Processing: June 21-July 9, 2021

Final Update/Amendment: August 15, 2021

FTE Certification Letters

- After each survey, districts must certify their FTE in an FTE certification letter.
- Districts should use FTE Report 05.108 to verify FTE student data recorded in the database for use in the certification letter.
- This certification should be based on the report as of the **close of the amendment window, or state processing window if noted in the memorandum.**

ATTENTION: James Andrews
james.andrews@fldoe.org
Due Date: August 24, 2020

Date: _____

Fax Number: 850-245-9135

Mark Eggers, Assistant Deputy Commissioner
Florida Department of Education
Bureau of School Business Services
325 West Gaines Street, Room 814
Tallahassee, Florida 32399-0400

Dear Mr. Eggers:

This letter certifies the reported PK-12 FTE student totals in the Florida Department of Education Information Database, as indicated by the final FTE report, File 05.108, for the July 2019, October 2019, February 2020 and June 2020 surveys for the _____ County School District. All district schools are represented.

Total FEFP Reported PK-12 FTE
Florida Education Finance Program

July 2019 survey totals	_____
October 2019 survey totals	_____
February 2020 survey totals	_____
June 2020 survey totals	_____

Contact Name: _____ Phone Number: _____

Note: The following programs are reported with FTE student data in surveys 1-4: Florida Virtual School (FLVS) serving students receiving part-time instruction, Department of Juvenile Justice programs and Juveniles Incompetent to Proceed. District virtual programs and charter virtual schools are reported with zero FTE in surveys 2 and 3, and actual FTE is reported in survey 4. All other programs are reported only in surveys 2 and 3. FLVS, district virtual programs and virtual charter schools are reported for FTE based on successful completions.

Sincerely,

Signature of District School Superintendent or Designee

UFTE

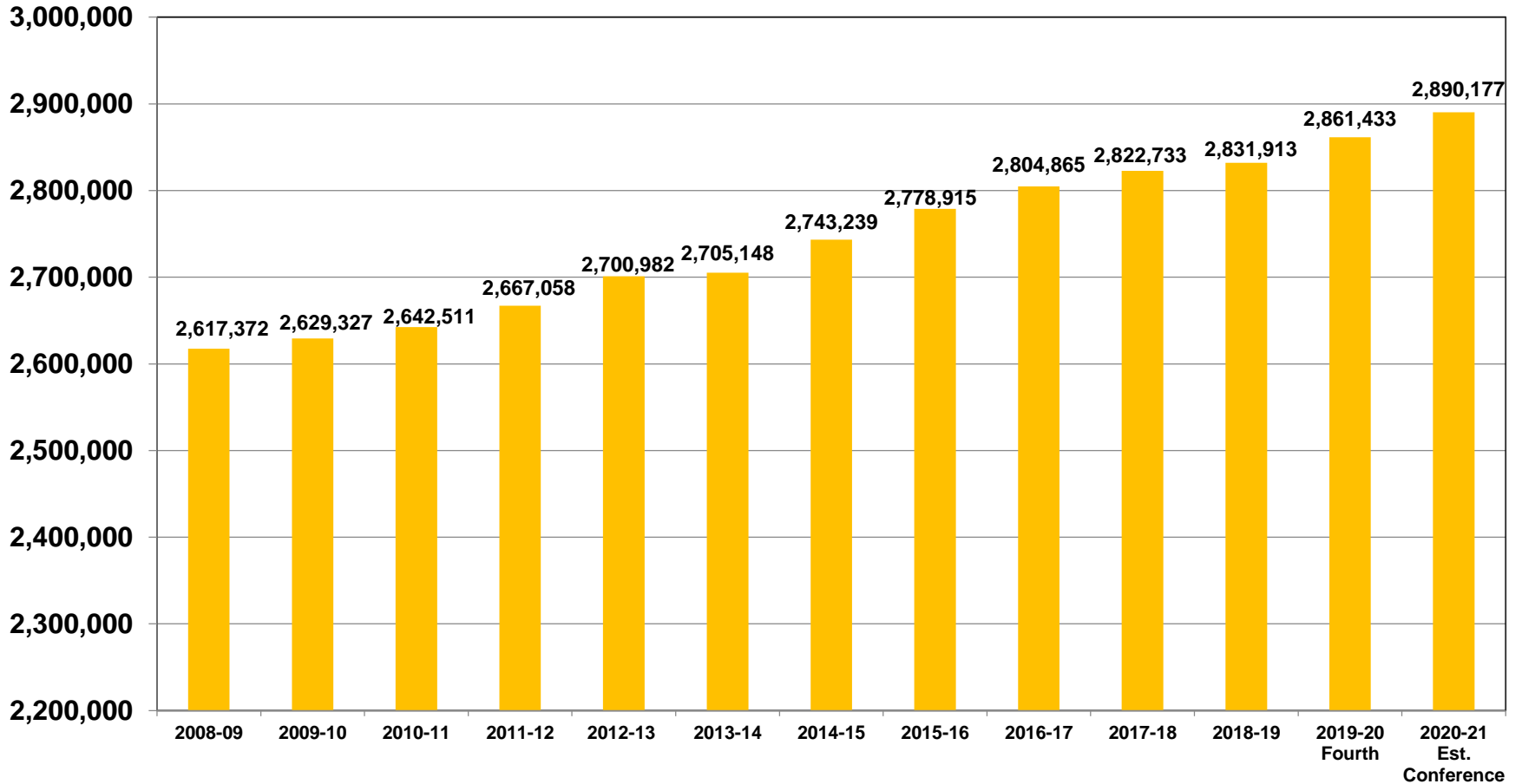
FTE
Students

Authority:
s. 1011.62(1)(a),
F.S.



2020-21 unweighted full-time equivalent student enrollment is 2,890,177.27.

FTE History




Unweighted FTE Programs

- 101 - Basic, Grades K-3
- 102 - Basic, Grades 4-8
- 103 - Basic, Grades 9-12
- 111 - Basic, Grades K-3 with ESE Services
- 112 - Basic, Grades 4-8 with ESE Services
- 113 - Basic, Grades 9-12 with ESE Services
- 130 - ESOL
- 254 - ESE, Level IV
- 255 - ESE, Level V
- 300 - Career Education,
Grades 9-12

Group 1

Group 2



2020-21 Program Cost Factors

X	Program Weights	Basic, Grades K-3 (101)	1.124
		Basic, Grades 4-8 (102)	1.000
		Basic, Grades 9-12 (103)	1.012
		ESE, Level IV (254)	3.644
		ESE, Level V (255)	5.462
		ESOL (130)	1.184
		Career, Grades 9-12 (300)	1.012
	Appropriations Act		

Students who receive ESE services but are not in ESE Level IV or V programs are reported as Basic Program Students in the appropriate grade level.


Basic K-3 with ESE services (111)	1.124
Basic 4-8 with ESE services (112)	1.000
Basic 9-12 with ESE services (113)	1.012

WFTE

Weighted
FTE
Students

Authority:
s. 1011.62(1)
(d), F.S.

=



The 2020-21 weighted student count is 3,186,166.34.

Includes Additional or Add-on FTE:

- Isolated Schools Supplement.
- Small District ESE Supplement.
- Advanced Placement (AP).
- International Baccalaureate (IB).
- Advanced International Certificate of Education (AICE).
- Industry certified career and professional academy programs.
- Early Graduation.
- Dual Enrollment.

Base Student Allocation

X

Base
Student
Allocation

Authority:
s. 1011.62(1)
(b), F.S.

The Base Student Allocation (BSA) is the dollar amount set annually by the Legislature to provide FEFP base funding.

The BSA for the fiscal year 2019-20 is \$4,319.49.



District Cost Differential

X

District Cost
Differential

Authority:
s. 1011.62(2),
F.S.

The District Cost Differential (DCD) is an adjustment that recognizes differences in the cost of living among the school districts.

Base Funding

=

Base Funding

Authority:
s. 1011.62, F.S.



Weighted FTE x BSA x DCD
= Base Funding.

The Base Funding for the fiscal year 2020-21 is \$13,772,354,070. Around 61% of total operating funds.

Declining Enrollment

Declining
Enrollment
Supplement

Authority:
s. 1011.62(8),
F.S.



In those districts where there is a decline between prior year and current year student enrollment, 25% of the decline is funded.

The Declining Enrollment Supplement is suspended for the 2020-21 fiscal year.

Sparsity

Sparsity Supplement

Authority:
s. 1011.62(7),
F.S.



Provides \$55,500,000 for a Sparsity Supplement to compensate small districts for diseconomies of scale.

Eligibility is limited by proviso in the General Appropriations Act to districts with 24,000 or fewer UFTE students.

Eligible districts' sparsity supplement funds are adjusted for district wealth and potential funds per FTE.

State Funded Discretionary

State Funded Discretionary Contribution

Authority:
s. 1002.32(9)(a),
F.S.
s. 1002.37(3)(f),
F.S.



Provides \$25,465,836 for Lab School and Florida Virtual School Discretionary Contribution.

Lab Schools and the Florida Virtual School (FLVS) are separate school districts for purposes of FEFP funding.


The funds for the lab schools and the FLVS are authorized in lieu of discretionary local tax revenue.

State Funded Discretionary (cont)

State Funded Discretionary Contribution

Authority:
s. 1002.32(9)(a),
F.S.
s. 1002.37(3)(f),
F.S.

FLVS funding is based on the state average per student revenue generated by the maximum allowable discretionary millage levy multiplied by 96 percent of the current year's taxable value for school purposes. This amount is then multiplied by the FTE of the Virtual School.



0.748 Mills Compression

0.748 Mill
Discretionary
Compression

Authority:
s. 1011.62(5),
F.S.

Provides \$267,405,229 to fund any difference between:

1. The amount generated by a 0.748 mill levy, and
2. An amount equal to the state average multiplied by the district's unweighted student enrollment.

Safe Schools

Safe Schools

Authority:
Appropriations
Act
s. 1011.62(15)



Provides \$180,000,000 for safe schools activities, with priority given to safe-school officers.

Each district receives a minimum allocation of \$250,000.

One-third of the remaining funds is allocated on each district's crime index published by the Florida Department of Law Enforcement. Two-thirds is based on the district's unweighted student enrollment.

Supplemental Academic Instruction

Supplemental
Academic
Instruction

Authority:

s. 1011.62(1)(f),
F.S.

Provides \$724,364,775 for
Supplemental Academic Instruction
(SAI).



Reading Allocation

Reading Allocation

Authority:
s. 1011.62(9),
F.S.

Provides \$130,000,000 for a K-12 comprehensive, district-wide system of research-based reading instruction.

Each district receives a minimum of \$115,000.



ESE Guaranteed

ESE
Guaranteed
Allocation

Authority:
s. 1011.62(1)
(e), F.S.



Provides \$1,092,394,272 for educational programs and services for students with disabilities who require a low to moderate level of special services and for K-8 Gifted students.

These exceptional students also receive weighted FTE funding in the FEFP, using the appropriate Basic Program weight for their grade level.

DJJ Supplemental

DJJ
Supplemental
Allocation

Authority:
s. 1011.62(10)



Provides \$6,312,500 for the Department of Juvenile Justice (DJJ) Supplemental Allocation.

These funds are used to supplement other sources of funding for students in juvenile justice education programs.

The allocation is based on the WFTE in the juvenile justice education programs multiplied by both the state average class size reduction factor (\$1,230.33) and the district cost differential.

Student Transportation

Student Transportation

Authority:
s. 1011.68, F.S.



Provides \$449,966,033 for Student Transportation.

The Student Transportation funding formula provides funds for school district transportation based on each district's pro rata share of state transported students.

- Additional funding is provided for the transportation of certain disabled students.
- Adjustments are made for cost of living differences, percent of population outside of urban centers, and an efficiency factor that is based upon the average number of eligible students transported per bus in daily service to encourage greater bus utilization.

Instructional Materials

Instructional Materials

Authority:
s. 1011.67,
F.S., and
s. 1006.40(1),
F.S.

Provides \$236,574,33 for Instructional Materials.

\$212,626,799 is available for instructional materials growth and maintenance. Growth will be funded at \$311.36 per FTE and maintenance will be prorated from the remaining funds.



Instructional Materials (cont)

Instructional Materials

Authority:
s. 1011.67,
F.S., and
s. 1006.40(1),
F.S.



From the total growth and maintenance allocation, \$12,492,403 is provided for Library Media Materials, \$3,414,590 is provided for purchase of Science Lab Materials and Supplies, \$10,590,529 is provided for dual enrollment instructional materials, and \$3,193,706 for the purchase of digital instructional materials for students with disabilities.

The funds provided for Instructional Materials may also be used by school districts to purchase specific electronic devices and technology equipment and infrastructure.

Teachers Classroom Supply

Teachers
Classroom
Supply

Authority:
s. 1012.71, F.S.



Provides \$54,143,375 for the Florida Teachers Classroom Supply Assistance Allocation.

Funds appropriated for the Teachers Classroom Supply Assistance Allocation are provided to purchase classroom materials and supplies used in the instruction of students in kindergarten through grade 12 of the public school system.

Virtual Education Contribution

Virtual
Education
Contribution

Authority:
s. 1011.62(11),
F.S.



Provides \$6,765 for the Virtual Education Contribution Appropriation. Funds appropriated for all Virtual Education programs to achieve an amount of \$5,230 per student as established in the General Appropriations Act.

Digital Classrooms Allocation

Digital Classrooms Allocation

Authority:
s. 1011.62(12),
F.S.



\$8,000,000 has been allocated in the 2020-21 FEFP Calculation for Digital Classrooms.


Each district receives a minimum of \$100,000.

- 20 percent of the funds provided may be used for professional development, including in-state conference attendance or online course work, to enhance the use of technology for digital instructional strategies.

Federally Connected Student Supplement

Federally
Connected
Student
Supplement

Authority:
s. 1011.62(13),
F.S.



\$13,597,698 has been allocated for the Federally Connected Student Supplement. For students connected with federally owned military installations, National Aeronautics and Space Administration (NASA) property, and Indian lands. Must be eligible for federal Impact Aid Program funds under s. 8003 of Title VIII of the Elementary and Secondary Education Act of 1965.

Federally Connected Student Supplement (cont)

Federally
Connected
Student
Supplement

Authority:
s. 1011.62(13),
F.S.



Exempt Property Allocation: Capital Outlay Millage rate applied to value of exempt property.

Student Allocation: All qualifying students receive 3 percent of the BSA (\$130). Qualifying students with disabilities receive an additional 10.5 percent of the BSA (\$454).

Mental Health Assistance Allocation

Mental Health
Assistance
Allocation

Authority:
s. 1011.62(16),
F.S.

\$100,000,000 has been allocated for the Mental Health Assistance Allocation. Each district receives a minimum allocation of \$100,000.

Funds appropriated for the Mental Health Assistance Allocation are provided to school districts to help establish or expand school-based mental health care.

Mental Health Assistance Allocation (cont)

Mental Health Assistance Allocation

Authority:
s. 1011.62(16),
F.S.

Before receiving funds, school districts are required to annually develop and submit a plan outlining the local program and planned expenditures to their district school boards for approval.

Charter schools are eligible to receive a proportionate share of the district's allocation by submitting a plan outlining the local program and planned expenditures to its governing body for approval. After the plan is approved, it must be provided to the school's sponsor (district).

www.FLDOE.org

Total Funds Compression and Hold Harmless Allocation

Funding
Compression
Allocation

Authority:
s. 1011.62(17),
F.S.

\$68,000,000 has been provided for the Total Funds Compression Allocation and Hold Harmless Allocation.

The allocation is created to provide additional funding to school districts whose total funds per FTE in the prior year were less than the statewide average.

Total Funds Compression and Hold Harmless Allocation (cont)

Funding
Compression
Allocation

Authority:
s. 1011.62(17),
F.S.

25 percent of the difference between the district's prior year funds per FTE and the state average shall be used to determine the allocation. A district's allocation shall not be greater than \$100 per FTE.

Districts whose DCD was lower than the prior year and did not receive the funding compression allocation will receive additional funds based on a hold harmless index.

Turnaround Supplemental Services

Turnaround
Supplemental
Services
Allocation

Authority:
s. 1011.62(21),
F.S.

\$45,473,810 has been provided for the Turnaround Supplemental Services Allocation.

The allocation is created to provide additional funding to school district-managed turnaround schools, schools that earn three consecutive grades below a “C” and schools that improved to a “C” and are no longer in turnaround status.

Turnaround Supplemental Services (cont)

Turnaround
Supplemental
Services
Allocation

Authority:
s. 1011.62(21),
F.S.

Funds are intended to offer services designed to improve the overall academic and community welfare of the schools' students and their families.

Eligible schools earn up to \$500 per FTE.

Teacher Salary Increase Allocation

Teacher Salary
Increase
Allocation

Authority:
s. 1011.62(18),
F.S.

\$500,000,000 has been provided for the Teacher Salary Increase Allocation.

- 80 percent of the allocation is to be used to increase the minimum salary for classroom teachers to \$47,500.
- 20 percent of the allocation (and any remaining funds from the 80 percent allocation) shall be used to provide salary increases to other instructional personnel and classroom teachers that did not already receive an increase.

Required Local Effort

Required
Local Effort

Authority:
s. 1011.62(4),
F.S.



Required Local Effort (RLE) is the amount that each district is required by law to provide annually toward the cost of the Florida Education Finance Program.

The Legislature prescribes the aggregate RLE for all school districts collectively as an item in the General Appropriations Act.

Required Local Effort (cont)

Required
Local Effort

Authority:
s. 1011.62(4),
F.S.



The total adjusted amount for RLE is \$8,015,764,012. This represents a state average RLE millage rate of 3.733. The millage rate is reduced for any district with ad valorem tax proceeds exceeding 90 percent of the district's FEFP formula entitlement.

School Recognition/Lottery

Discretionary
Lottery / School
Recognition

Authority:
Appropriations
Act and
s. 1001.451(2),
s. 1001.452(2),
s. 1008.36, F.S.



The total appropriation is \$134,582,877. In 2019-20, \$131,670,985 went towards School Recognition and the remaining \$2,911,892 went toward Discretionary Lottery.

Funds are provided for two programs:

1. First, funds are provided for the **School Recognition Program** to reward schools which improve one letter grade, achieve an “A” or improve by more than one letter grade and sustain the improvement in the next year. Allocations are based on up to \$100 per student in eligible schools

School Recognition/Lottery (cont)

Discretionary Lottery / School Recognition


Authority:
Appropriations
Act and
s. 1001.451(2),
s. 1001.452(2),
s. 1008.36, F.S.

2. The balance is provided for **Discretionary Lottery** to be used for enhancement by each school district. Funds are allocated on the district's share of base FEFP funding. School Advisory Councils receive up to \$5 per FTE student.



Class Size Reduction Categorical

\$3,145,795,385 is allocated to implement Class Size Reduction provisions of Section 1, Article IX of the State Constitution.



	<u>CSR Factor per student</u>
Grades PK-3	\$1,301.57
Grades 4-8	\$ 887.80
Grades 9-12	\$ 889.95

Class Size Compliance

Class Size Compliance.

- Class Size Maximums.
 - PK-3 = 18; 4-8 = 22; 9-12 = 25.
- Measured at the Classroom level for traditional public schools.
- Measured at the School-Wide average for charter schools.
- Measured at the School-Wide average for district-operated schools of choice.
- Class size funding adjustments are made for each FTE above the class size maximum.

Initial Class Size reduction

- Class Size Reduction categorical funding amount for each FTE over the cap.
- 100% Base Student Allocation (\$4,319.49) multiplied by the district cost differential for each FTE over the cap.

Class Size Compliance

1. Total # of FTE out of compliance multiplied by 100 percent of the BSA multiplied by your school district's District Cost Differential (DCD).
 - $(25 \text{ FTE} * \$4,319.49) = \$107,987.25 * (\text{Dade DCD} = 1.0142)$
 $= \underline{\$109,520.67}.$
2. # of FTE out of compliance by grade group * the appropriate class size allocation factor.
 - 10 FTE Grades PK-3 * \$1,301.57 = \$13,015.70.
 - 10 FTE Grades 4-8 * \$887.80 = \$8,878.00.
 - 5 FTE Grades 9-12 * \$889.95 = \$4,449.75.
 - Total Initial Reduction = \$26,343.45.**

Please note that this is just an approximation, the actual calculation is much more in depth and has a lot more moving pieces. Your class size factor by grade group will be calculated based on UFTE, which means that it will be influenced by the type of students you serve. This example is just to provide you with a ROUGH estimate, and is based on the WFTE factors.

Class Size Compliance

- Commissioner may recommend by February 15, subject to approval by the Legislative Budget Commission, an alternate reduction amount.
 - Extreme Emergency.
 - Unable to meet requirements despite appropriate effort to do so.
 - Appeals Process.

- Class Size Compliance Plans are Due to FDOE February 1.
 - Must include the signature of the district's school board or charter's school board designee.



Class Size Compliance

Reallocation to districts/schools in compliance.

- Up to 5 percent of the Base Student Allocation multiplied by the total number of students.
- Not to exceed 25 percent of total funds reduced.

Restoration to districts/schools not in compliance that submit a compliance plan by February 1.

- Balance of funds remaining, which is 75 percent of the calculated reduction.

The Commissioner is authorized to withhold the distribution of the class size categorical allocation to ensure the availability of sufficient undistributed funds to support the implementation of the calculated reduction.

Scholarship Programs

McKay and Family Empowerment Scholarships

Authority:
s. 1002.39,
s. 1002.394,
F.S.

Districts report FTE for students enrolled in both the McKay Scholarship Program for Students with Disabilities and the Family Empowerment Scholarship Program.

This FTE generates funding through the FEFP, which the department reduces by each student's scholarship amount in order to pay student scholarships.

It is very important that this FTE is reported correctly. The School Choice office provides reports that will assist in this process.

Useful Tools

- **FEFP Calculations**
<http://www.fldoe.org/fefp/offrfefp.asp>
- **FTE General Instructions**
<http://www.fldoe.org/fefp/fteinstr.asp>
- **FTE Reporting Memorandums**
<http://fldoe.org/finance/fl-edu-finance-program-fefp/fte-info/index.shtml>
- **Financial and Program Cost Accounting and Reporting for Florida Schools (Red Book)**
<http://www.fldoe.org/fefp/redtoc.asp>
- **Class Size**
<http://www.fldoe.org/classize/>
- **Charter School Revenue Estimating Worksheet**
<http://www.fldoe.org/fefp/chartinst.asp>

CONTACTS

Office of Funding and Financial Reporting

(850) 245-0405

<http://www.fldoe.org/fefp/>

Josh Bemis

Funding Supervisor

josh.bemis@fldoe.org



www.FLDOE.org



www.FLDOE.org