



FTE for Beginners

JUNE 13, 2023

2:00 PM - 2:45 PM ET


COQUINA F



Agenda

- FTE Basics
- FTE Calculation
- FTE Mistakes






FTE Basics

What is FTE?

In alignment with the Florida Education Finance Program (FEFP), the unit of measure is known as an FTE (Full Time Equivalent), which is considered **one student in membership and in attendance for 180 school days.**

What is FEFP?

The Florida Education Finance Program (FEFP) is **the primary mechanism for funding the operating costs of Florida school districts**; this includes both charter schools and traditional public schools. **membership and in attendance for 180 school days.**



Questions

1. How much funding does a district get per Student ?

2. Does 1 student equal 1 FTE?

3. Do all students generate the same funding ?

4. What if they are in the district less than 180 days?

5. How does the state know how long the student was in school?

6. How if they miss a lot of school in the 180 days?

7. Can a student enroll part-time and still generate funding?



How is FTE Calculated?

Survey 2	October
Survey 3	February
Survey 4 & 1	June (Virtual Completions) July

11-Day Attendance Window
(Student must be in attendance at least one day)

Survey Week
(Students must be enrolled at least one day)

Friday Monday Tuesday Wednesday Thursday Friday

Monday Tuesday Wednesday Thursday Friday

Attendance window includes
6 scheduled school days before state assigned Survey Week

Date
Certain

Survey Membership Requirements

FTE Student Basics

The amount of FTE reported is based on Class Weekly Minutes on the student schedule.


Grades 4-12: 1500 Weekly Minutes X 0.00033333 = 0.5 FTE Max

Grades PK-3: 1200 Weekly Minutes X 0.00041667 = 0.5 FTE Max

Survey 2: 0.5 FTE

Survey 3: 0.5 FTE

Total = 1 FTE




Ultimately FTE is based on the student's schedule. If the student is not fully scheduled in the system, the district misses FTE



Weighted FTE

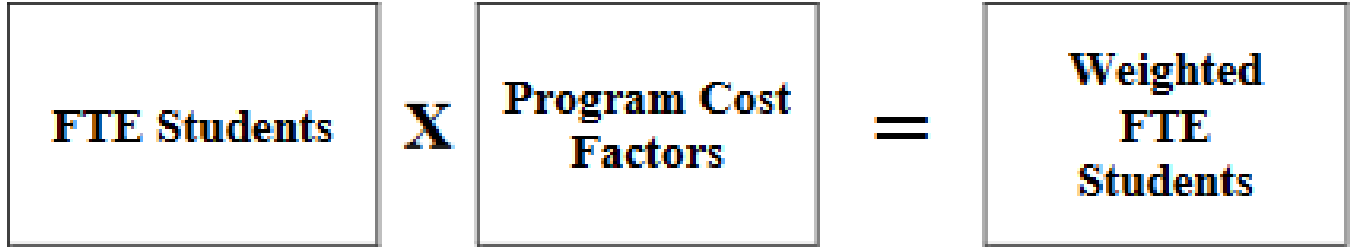
FEFP Codes	Weights
Basic, Grades K-3 (101)	1.126
Basic, Grades 4-8 (102)	1
Basic, Grades 9-12 (103)	0.999
ESE, Grades K-3 (111)	1.126
ESE, Grades 4-8 (112)	1
ESE, Grades 9-12 (113)	0.999
ESE, Level IV (254)	3.674
ESE, Level V (255)	5.401
ESOL (130)	1.206
Career, Grades 9-12 (300)	0.999

Schedules = FTE



7 Classes 

Course	Period - Teacher	Course Number	Section	Meeting Days	Room	Term	Enrolled	Dropped	Exclude from FTE	FEFP Number	ELL Instructional Model	Class Minutes Weekly	FTE Estimation	Inclusion	Year-Round/Extended School Year FT
GUITAR 1	01 01 - 018 - Jared Briggs	1301320	018	MTWHF	Port7	Full Year	08/12/2021	-	✗	103 - 9-12 Basic	N/A	225	.0750	N/A	-
THEATRE 2	02 02 - 006 - Bianca Figueroa	0400320	006	MTWHF	058	Full Year	08/12/2021	-	✗	103 - 9-12 Basic	N/A	225	.0750	N/A	-
INF GEO	03 03 - 036 - Lazzaro Godley	1206300	036	MTWHF	105	Full Year	08/12/2021	-	✗	103 - 9-12 Basic	N/A	225	.0750	N/A	-
MARINE SCI 1 HON	04 04 - 001 - Donald Varela	2002510	001	MTWHF	24A	Full Year	08/17/2021	-	✗	103 - 9-12 Basic	N/A	225	.0750	N/A	-
WORLD HIST	05 05 - 063 - Cielo Morales	2109310	063	MTWHF	Port1	Full Year	08/17/2021	-	✗	103 - 9-12 Basic	N/A	325	.1084	N/A	-
ENG 2	06 06 - 053 - Dalila Sholes	1001340	053	MTWHF	007	Full Year	08/12/2021	-	✗	103 - 9-12 Basic	N/A	225	.0750	N/A	-
DRAW 1	07 07 - 021 - Kathy Reyna	0104340	021	MTWHF	035	Full Year	08/12/2021	-	✗	103 - 9-12 Basic	N/A	225	.0750	N/A	-
+ Add a Section															
Total												1675	.5584		



Examples : Regular ed students , no special services.



1 Fulltime KG (1200 Mins) **FEFP of 101** = 1 FTE x 1.126 = **1.126**



1 Fulltime 5th Grade (1200 Mins) **FEFP of 102** = 1 FTE x 1.00 = **1.00**



$$\text{Weighted FTE Students} \times \text{Base Student Allocation (BSA)}$$




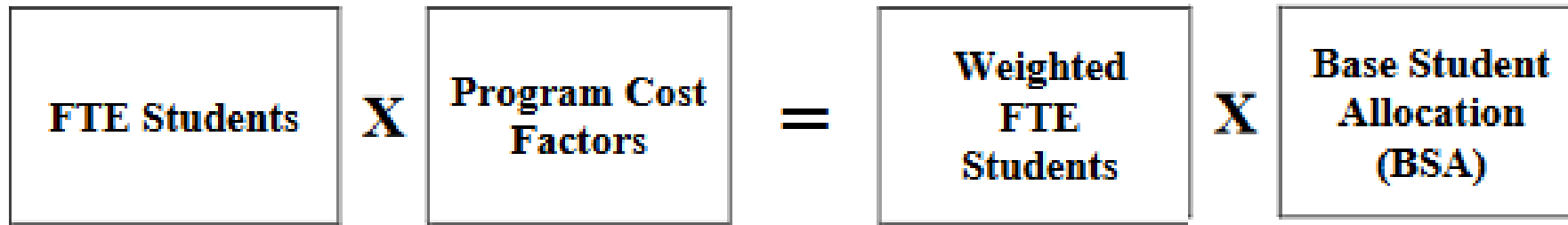
Base Student Allocation (BSA)

The dollar amount set annually by the Legislature to provide FEFP base funding for the fiscal year 2022-23 is:



\$4,587.40





Examples :



1 Fulltime KG (1200 Mins) FEFP of 101 = 1 FTE x 1.126 = 1.126 X \$4,587.40 = **\$5,165.41**



1 Fulltime 5th Grade (1200 Mins) FEFP of 103 = 1 FTE x 1.00 = 1.00 X \$4,587.40 = **\$4,587.40**



District Cost Differential

An adjustment that recognizes differences in the cost of living among the school districts


$$\text{Weighted FTE} \times \text{BSA} \times \text{DCD} \\ = \text{Base Funding}$$

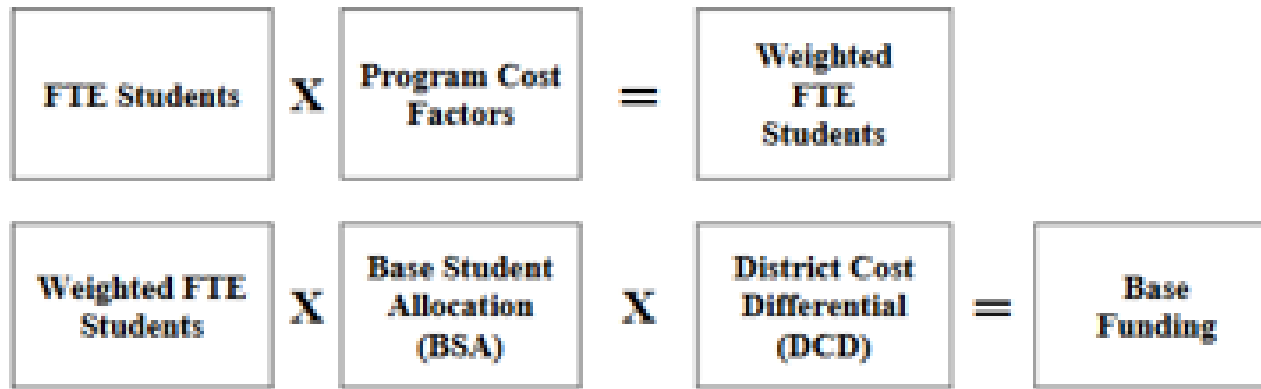


2022-23 District Cost Differential (DCD)

Bradford	0.9513
Calhoun	0.9222
FAMU	0.9718
FAU	1.0438
Franklin	0.9275
Gadsden	0.9435
Gulf	0.9389
Hardee	0.9557
Holmes	0.9259

Jackson	0.9219
Jefferson	0.9396
Manatee	0.9937
Nassau	0.9870
Suwannee	0.9251
Taylor	0.9215
Walton	0.9844
Wakulla	0.9470
Washington	0.9303





Examples :

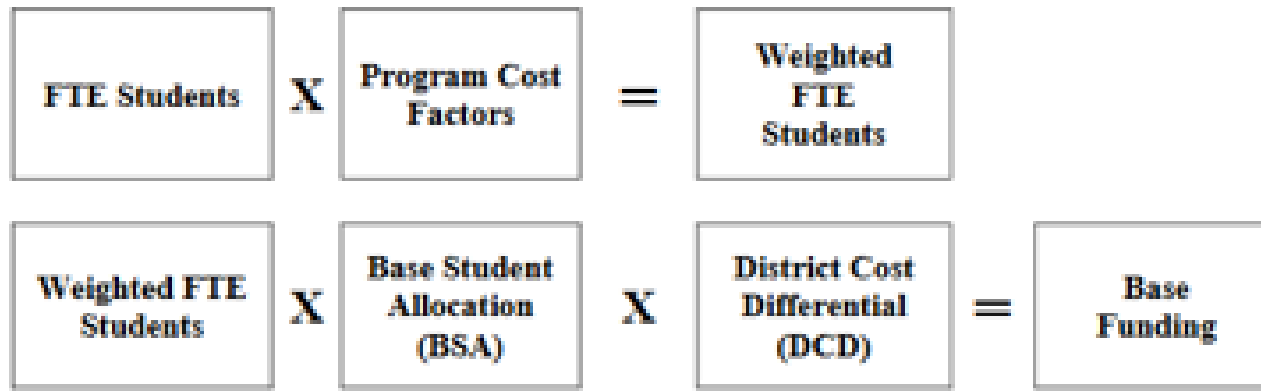
1 Fulltime KG (1200 Mins) **FEFP of 101** = 1 FTE x 1.126 = 1.126 X \$4,587.40 = \$5,165.41 X 0.9937 = **\$5,132.87**

1 Fulltime 5th Grade (1200 Mins) **FEFP of 102** = 1 FTE x 1.00 = 1.00 X \$4,587.40 = \$4,587.40 X 0.9937 = **\$4,558.49**



Weighted FTE

FEFP Codes	Weights
Basic, Grades K-3 (101)	1.126
Basic, Grades 4-8 (102)	1
Basic, Grades 9-12 (103)	0.999
ESE, Grades K-3 (111)	1.126
ESE, Grades 4-8 (112)	1
ESE, Grades 9-12 (113)	0.999
ESE, Level IV (254)	3.674
ESE, Level V (255)	5.401
ESOL (130)	1.206
Career, Grades 9-12 (300)	0.999




Examples : Students receiving special services (ESE)



1 Fulltime KG (1200 Mins) **FEFP of 255** = 1 FTE x 3.674 = 5.401 X \$4,587.40 = \$24,776.55 X 0.9937 = **\$24,620.46**



1 Fulltime 5th Grade (1200 Mins) **FEFP of 254** = 1 FTE x 3.674 = 3.674 X \$4,587.40 = \$16,854.11 X 0.9937 = **\$16,747.93**



FTE Students	X	Program Cost Factors	=	Weighted FTE Students		
Weighted FTE Students	X	Base Student Allocation (BSA)	X	District Cost Differential (DCD)	=	Base Funding

Base Funding	+	Department of Juvenile Justice (DJJ) Supplement	+	Sparsity Supplement	+	State Funded Discretionary Contribution	+	0.748 Mills Discretionary Compression	+
--------------	---	---	---	---------------------	---	---	---	---------------------------------------	---

Safe Schools	+	Reading Program	+	Supplemental Academic Instruction (SAI)	+	ESE Guaranteed Allocation	+	Instructional Materials	+
--------------	---	-----------------	---	---	---	---------------------------	---	-------------------------	---

Teachers Classroom Supply Assistance	+	Student Transportation	+	Federally Connected Student Supplement	+	Mental Health Assistance Allocation	+	Total Funds Compression and Hold Harmless Allocation	+
--------------------------------------	---	------------------------	---	--	---	-------------------------------------	---	--	---

Teacher Salary Increase Allocation	+	Turnaround Supplemental Services Allocation	=	Gross State and Local FEFP Dollars
------------------------------------	---	---	---	------------------------------------


Additional or Add-on FTE

Survey 4:

- Students who pass EOC without course enrollment (1/6 FTE)

Survey 5:



- Advanced Placement (AP)
- International Baccalaureate (IB)
- Advanced International Certificate of Education (AICE)
- Industry certified career and professional academy programs
- Early Graduation
- Student receives an associate degree through a dual enrollment program with a grade point average of 3.0 or better ***NEW***
- Dual enrollment general education course with a grade of “A” ***NEW***



Virtual FTE


Survey 4 FTE

Funded on
successful
completion



Here comes the auditor...

Only virtual courses reported in Survey 2 or 3 can be reported for FTE funding beyond the 180-day school year and before the deadline for amending Survey 4.





Maximum 1 FTE per student

If a student already has a full schedule in the brick & mortar school, the district will not earn additional funding for virtual classes students take on-top of that.




Mistakes

True or False

“Only report a maximum of 1500 mins because that’s all we get paid for !”

“ 1 Student equals 1 FTE”

“ Summer School – Only report instruction that earns FTE”



How can we mess up FTE?

Data Entry Error

- Very common
- Hard to spot except by schools

MIS Error

- Not very common
- Usually due to new MIS
- Make sure you understand the procedures for extracting data

System Error

- Not very common
- Verify changes and systems calculations
- Perform self-audits

No Funding for ELL

District reported no
students in FEFP
category 130



District received no
error messages



Must mean our
information system
isn't working, right?



Q&A
