



Statewide Assessment Update

Florida Association of Management Information Services

June 14, 2024

Vince Verges, Assistant Deputy Commissioner
Accountability, Research and Measurement



FLORIDA DEPARTMENT OF
EDUCATION
fldoe.org

Topics

- Appendix L Updates
- Reporting Systems
- Released Tests
- Science and Social Studies Enhanced Score Reports
- FRS Dashboard for VPK–2
- Family Portal 2.0



FLORIDA DEPARTMENT OF
EDUCATION
fldoe.org

Appendix L Updates

Appendix L Updates

General Information

- Appendix L is a database resource that contains the test and subject content codes used by school districts to properly load their student data into their database systems.
- It is also used over multiple school years to differentiate between different test names that might be reported on a student transcript for students both currently enrolled and those that have already graduated.

Appendix L Updates (continued)

Review and Approval Process

- The Office of Assessment provides the Appendix L updates for K-12 assessments as needed and/or upon district request.
- For other assessments (e.g., college entry exams, alternative assessments used for scholarship students or 3rd grade promotion), the Office of Assessment works with other FDOE offices to assist in accommodating these requests.
- All proposed Appendix L updates are submitted to Data Articulation for an initial review.
- All changes made to Appendix L are reviewed and approved by the department's Data Governance Council.

Appendix L Updates (continued)

2023-24 School Year Updates

- Here is the link to the *Database Manual Update* page where districts can check for the latest updates (updates are usually posted every Friday): <https://www.fldoe.org/accountability/data-sys/database-manuals-updates/updates.shtml>
- The following link provides for the most recent version of Appendix L:
<https://www.fldoe.org/core/fileparse.php/20606/urlt/2324-appendl.xls>

Appendix L Updates (continued)

2023-24 School Year Updates

The following updates have been completed; the changes have been implemented and are official.

- Separate Progress Monitoring (PM) windows for grades 3–10 English Language Arts (ELA) and grades 3–8 Mathematics Florida Assessment of Student Thinking (FAST) assessments
- FAST ELA Retake
- Provisional Scores for FAST 3–10 and Benchmarks for Excellent Student Thinking (B.E.S.T.) End-of-Course (EOC) assessments
- Kindergarten through grade 2 assessments
- B.E.S.T. Writing
- Digital SAT and PSAT

Appendix L Updates (continued)

Q: Appendix L - districts struggle with what assessment data is included in the EIS Appendix L. This is the source for where districts setup their tests so that tests can be transmitted between districts via Florida Automated System Transferring Educational Records (FASTER).

Numerous test parts are missing from Appendix L and all petitions/requests to EIS/FASTER for additions are typically denied. For example, there are no subtests included for the Florida Civic Literacy Exam (FCLE) (e.g., American Democracy, United States Constitution, Founding Documents) and Florida Standards Alternate Assessment (FSAA)—Performance Task Writing subtests in the Appendix.

A: Appendix L updates/requests should be sent to the Office of Assessment and will then be communicated to EIS for inclusion in the appendix. Direct requests to EIS will not be completed and must be submitted to our office.



FLORIDA DEPARTMENT OF
EDUCATION
fldoe.org

Reporting Systems

2023–2024 Reporting Site Summary

Renaissance Growth Platform	CAI's Florida Reporting System (FRS)	PearsonAccess Next
<p>FAST K-2:</p> <ul style="list-style-type: none"> • Star Early Literacy • Star Reading • Star Mathematics 	<p>Fall 2023–Winter 2023</p> <ul style="list-style-type: none"> • Grades 3–10 FAST ELA Reading • Grades 3–8 FAST Mathematics • B.E.S.T. Algebra 1 and Geometry EOC • FAST ELA Reading Retake • FCLE <p>Spring 2024:</p> <ul style="list-style-type: none"> • Grades 4–10 B.E.S.T. Writing • Grades 5 and 8 Science • Biology 1, Civics, U.S. History EOC 	<p>Fall 2023–Winter 2023</p> <ul style="list-style-type: none"> • Biology 1 • Civics • U.S. History <p>Spring 2024:</p> <ul style="list-style-type: none"> • FSA Algebra 1 Retake • FSA ELA Retake

- Grades 5 and 8 Science and Biology 1, Civics, U.S. History will transition to FRS beginning Spring 2024.
- Spring 2024 is the last test administration for the FSA Algebra 1 EOC Retake and FSA ELA Retake.

2023–2024 Enhancements

Enhancement	Description
FCLE K-12 Score Release in the Family Portal	As of Spring 2024, FCLE K-12 scores are now released to Family Portal. A simple ISR is also available to download.
B.E.S.T. EOC: Paper-based Test Transcription	As of Fall 2023, paper-based EOCs are being transcribed into the Data Entry Interface for immediate reporting.
Cross-sectional Report at School- and District-Level (across school years)	A report at the overall, reporting category and benchmark level that provides a cross-sectional view of the tests across school years and test windows (PMs 1, 2 and 3).
Longitudinal Report	Enhanced longitudinal reports by transforming the school year into columns rather than rows for better readability and comparison across time.

2023–2024 Enhancements (continued)

Enhancement	Description
Individual Student Report (ISR) Generator	A feature that allows users to group individual student reports by student so that users can easily generate reports for all opportunities across administrations.
Grades 3–10 FAST/B.E.S.T. EOC detailed ISRs in Family Portal	Parents and families now have direct access to the detailed, benchmark-level reporting that is currently available for educators in FRS.
Grades 3–10 FAST/B.E.S.T. EOC Benchmark Report	A downloadable benchmark report that can be run at the district-, school- or roster-level is being discussed, but is not currently available.
Star Student Report and Star Screening Report for K–2	These reports include options for showing the static state benchmark as well as the FAST Equivalent Score for K–2 in the Renaissance Reporting Platform.



FLORIDA DEPARTMENT OF
EDUCATION
fldoe.org

Released Tests

Released Tests

- [Section 1008.22\(8\)](#), Florida Statutes (F.S.), requires the department to publish each statewide, standardized assessment administered, excluding retakes, at least once on a triennial basis, with the initial publication occurring no later than June 30, 2024.
- The initial publication of assessments must include, at a minimum, the grade 3 ELA Reading and Mathematics assessments, the grade 10 ELA Reading assessment and the Algebra 1 EOC assessment.
- Additionally, the department plans to release Writing prompts and individual student Writing responses each year.
 - The department will release public domain and commissioned passages and provide references to permissioned passages, which will not be able to be released as part of the interpretive product.

Released Tests (continued)

- Each released test will include content that represents an operational test blueprint for each respective grade and subject.
- Per statute, released content must have appeared on tests in the administration year immediately preceding release.
 - For ELA Reading and Mathematics assessments, this means content that was eligible to have been administered to students in either PM1, PM2 or PM3.
 - For grades 5 and 8 Science assessments and end-of-course assessments (Algebra 1, Geometry, Civics, Biology 1 and U. S. History), this means content that was eligible to have been administered to students in the spring administration immediately preceding the release.
 - Statute does not require FAST VPK–2 test content to be released.

Proposed Released Test Timeline

Below is a proposed timeline for the release of operational tests in accordance with section 1008.22(8), F.S.

June 30, 2024	June 30, 2025	June 30, 2026
Grade 3 ELA Reading & Mathematics	Grade 5 ELA Reading & Mathematics	Grade 4 ELA Reading & Mathematics
Grade 6 ELA Reading & Mathematics	Grade 8 ELA Reading & Mathematics	Grade 7 ELA Reading & Mathematics
Grade 8 Science	Grade 5 Science	Biology 1
Grade 10 ELA Reading	Grade 9 ELA Reading	
Algebra 1	Geometry	
Civics	U.S. History	
Annually: Grades 4–10 Writing prompts and individual student responses		



FLORIDA DEPARTMENT OF
EDUCATION
fldoe.org

Science and Social Studies Enhanced Score Reports

Science and Social Studies Enhanced Reports Overview

- Beginning in Spring 2025, Science and Social Studies reports will include additional language similar to the detail added to ELA and Mathematics reports in 2023–2024.
- Enhanced Score Reports describe student performance in each reporting category of assessments (“What These Results Mean”), as well as suggestions for ways that parents can help students make progress in their learning (“Next Steps”).
- For each of the reporting categories, three tiers of text have been created based on the Florida standards and informed by the Achievement Level Descriptors (ALDs) that were written by Florida educators:
 - Below Expectations
 - At/Near Expectations
 - Above Expectations

Science and Social Studies Enhanced Reports

Overview (continued)

- The reports classify student performance into one of the three tiers based on the students' answers to items that measure the benchmarks associated with that reporting category.
- The following slides provide examples from ELA and Mathematics reports to show the kind of language that will be added to Science and Social Studies reports.

Grade 3 ELA Reading – "What These Results Mean"

Reading Prose and Poetry

See Benchmarks for Excellent Student Thinking 3.R.1.1, 3.R.1.2, 3.R.1.3, 3.R.1.4

Below Expectations

For example, your learner may be able to:

- Answer questions about a character's feelings, personality, motivations and/or actions.
- Identify simple details about the theme (message/big idea) of a story.
- Answer simple questions about a character's perspective (thoughts, feelings and reactions about what is happening) in a story.
- Identify a feature of one type of poem (free verse, rhymed verse haiku or limerick).

Grade 3 ELA Reading – "Next Steps"

Reading Prose and Poetry

See Benchmarks for Excellent Student Thinking 3.R.1.1, 3.R.1.2, 3.R.1.3, 3.R.1.4

Below Expectations

Read and discuss a variety of stories with your learner. For example, have your learner:

- Retell the story and talk about how the characters' thoughts, feelings and/or actions are important to the story.
- Talk about the story's message/big idea using some stated details from the story (e.g., *What does the character want the reader to learn about life?*).
- Talk about how different characters feel, think or react.
- Read a variety of poems (free verse, rhymed verse, haiku and limerick) and talk about the different features of the poem (examples of features include rhyme, descriptive imagery, lines and stanzas).

Grade 3 Mathematics – "What These Results Mean"

Number Sense and Additive Reasoning

See Benchmarks for Excellent Student Thinking 3.NSO.1.1, 3.NSO.1.2, 3.NSO.1.3, 3.NSO.1.4, 3.NSO.2.1, 3.AR.1.2, 3.AR.3.1, 3.AR.3.3

Below Expectations

For example, your learner may be able to:

- Compose and decompose (build and break apart) four-digit numbers using objects or drawings.
- Plot and compare numbers up to 10,000 using symbols ($<$, $>$, $=$) and a number line with labeled intervals of 10s, 100s or 1000s.
- Solve one-step word problems involving addition, subtraction, basic multiplication and division.
- Identify a numerical pattern (e.g., *What is the rule for the number pattern: 5, 10, 15, 20, 25, . . .?*).
- Determine whether a whole number from 1 to 100 is even or odd.
- Round whole numbers up to 1,000 to the nearest 100.

Grade 3 Mathematics – "Next Steps"

Number Sense and Additive Reasoning

See Benchmarks for Excellent Student Thinking 3.NSO.1.1, 3.NSO.1.2, 3.NSO.1.3, 3.NSO.1.4, 3.NSO.2.1, 3.AR.1.2, 3.AR.3.1, 3.AR.3.3

Below Expectations

For example, have your learner:

- Write and read numbers greater than 1,000 when given verbally and in written form.
- Use manipulatives, such as base-ten blocks, to build number sense to the hundreds and thousands in multiple ways (e.g., 1,034 would be represented with one thousand block, three tens rods and four unit cubes).

Interpreting the Enhanced Score Report

- The information in this report is provided for students and families and is not intended for use in or as a replacement for classroom instruction.
- Due to the relatively small size of each reporting category, neither individual nor combined reporting category performance should be used to infer overall performance.
- A student's overall score provides the most valid and reliable evidence of what the student knows and can do with respect to the standards.
- The Reporting Category Statements documents can be found on the FDOE website at the links below:
 - [ELA](#)
 - [Mathematics](#)



FLORIDA DEPARTMENT OF
EDUCATION
fldoe.org


FRS Dashboard for VPK-2

FAST VPK–2 Dashboard

- The office is in the process of displaying the VPK–2 results in the Florida Reporting System (FRS).
- District – school- and student-level data information is provided.
- Only district-level access is allowed.
- Results cover all the PMs from the 2023–2024 school year.

FAST VPK–2 Dashboard (continued)

General view of dashboard:



FLORIDA DEPARTMENT OF
EDUCATION
fldoe.org

Reporting

Secure File Center Help Demo Us

[Dashboard Generator](#) > **Dashboard** Enter Student ID


Filters

Test Groups

Test Reasons


Achievement Distribution, by Test Group: Demo District, 2023-2024

Filtered By **Test Reasons:** All Test Reasons | **Sorted by:** Date Last Taken


 **FAST PM1 Pre-K Early Literacy**

Grades Tested: **Pre-K**

Tests Taken: **91** Date Last Taken: **09/29/2023**




Percent	16%	19%	41%	16%	8%
Count	15	17	37	15	7


 **FAST PM1 K-2 Mathematics**

Grades Tested: **K, 1, 2**

Tests Taken: **325** Date Last Taken: **09/28/2023**




Percent	19%	26%	26%	20%	10%
Count	66	80	81	61	37


 **FAST PM1 K-2 Reading**

Grades Tested: **K, 1, 2**

Tests Taken: **302** Date Last Taken: **09/27/2023**




Percent	23%	24%	22%	18%	14%
Count	68	71	65	55	43

 **FAST PM1 K-2 Early Literacy**

Grades Tested: **K, 1, 2**


Tests Taken: **324** Date Last Taken: **09/26/2023**





Percent	12%	23%	35%	23%	7%
Count	39	74	112	75	24

Features & Tools

Reporting Options



 Change Reporting Time Period


Download & Print

 Download Student Results  Print

Test Options

Roster Settings

 Add Roster  View/Edit Roster

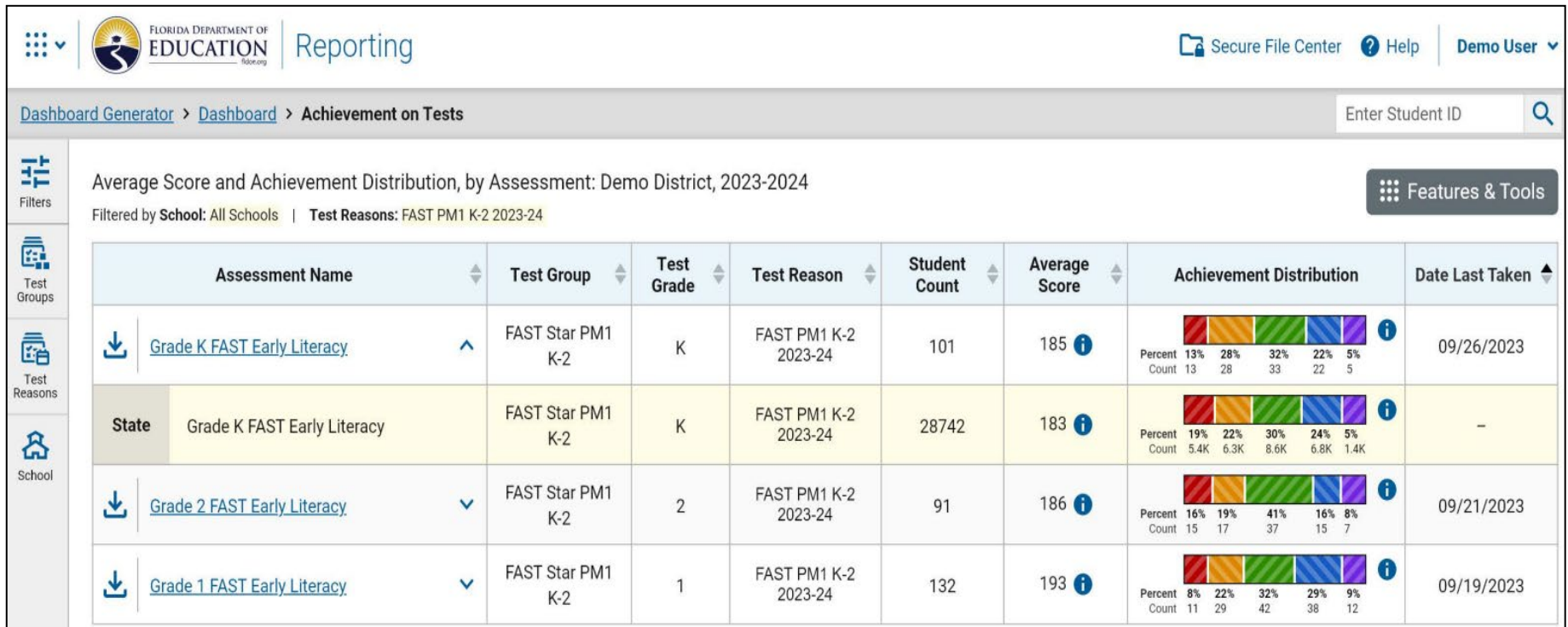
 Upload Roster

www.FLDOE.org

27

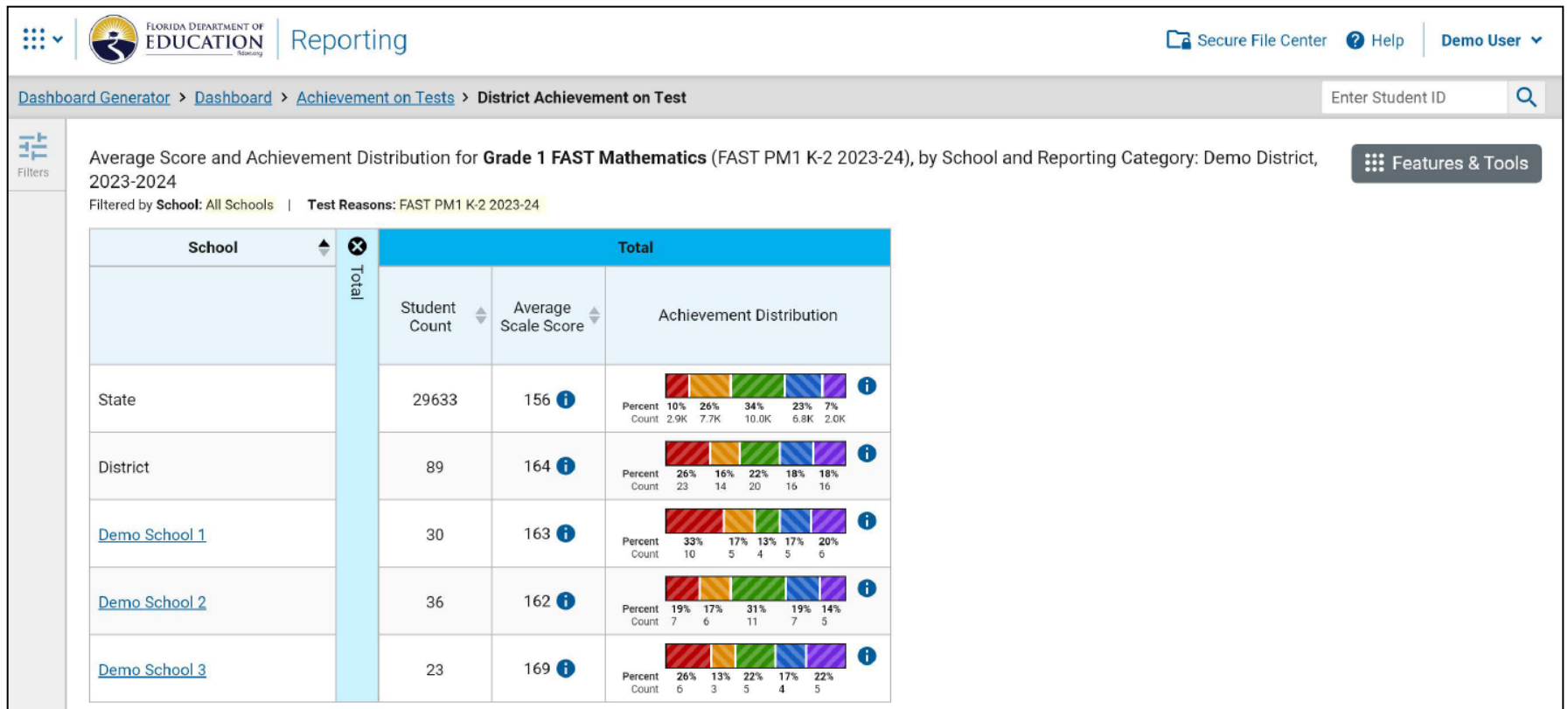
FAST VPK–2 Dashboard (continued)

Results by grade-level for kindergarten through grade 2:




FAST VPK–2 Dashboard (continued)

Results by school-level for kindergarten through grade 2:



FAST VPK–2 Dashboard (continued)

Results by student-level for kindergarten through grade 2:


Reporting

[Secure File Center](#) | [Help](#) | [Demo User](#)

Dashboard Generator > Dashboard > Achievement on Tests > District Achievement on Test > School Achievement on Test > Roster Achievement on Test

Score, Achievement and Points Earned on **Grade 1 FAST Mathematics** (FAST PM1 K-2 2023-24), of All Rosters and Reporting Category: Demo District, 2023-2024
 Filtered by **School:** All Schools | **Test Reasons:** FAST PM1 K-2 2023-24

Features & Tools

Student	Student ID	Total	Scale Score	Achievement Level	Percentile Rank
State				■ ■ ■ ■ ■	n/a
District					n/a
School					n/a
Demo_Student_A.				■	80
Demo_Student_B.				■	71
Demo_Student_C.				■	95
Demo_Student_D.				■	45
Demo_Student_E.				■	24

Rows per page: 30 Items: < of 6 >

Level 1 (38-129):
Well Below Grade Level: Students who score in Level 1 demonstrate well below grade level skills but are not yet demonstrating On Grade Level success with the challenging content on the B.E.S.T. Standards. To be prepared for the next grade, they are likely to need substantial support.

Level 2 (130-146):
Below Grade Level: Students who score in Level 2 demonstrate below grade level skills but are not yet demonstrating On Grade Level success with the challenging content on the B.E.S.T. Standards. To be prepared for the next grade, they are likely to need substantial support.

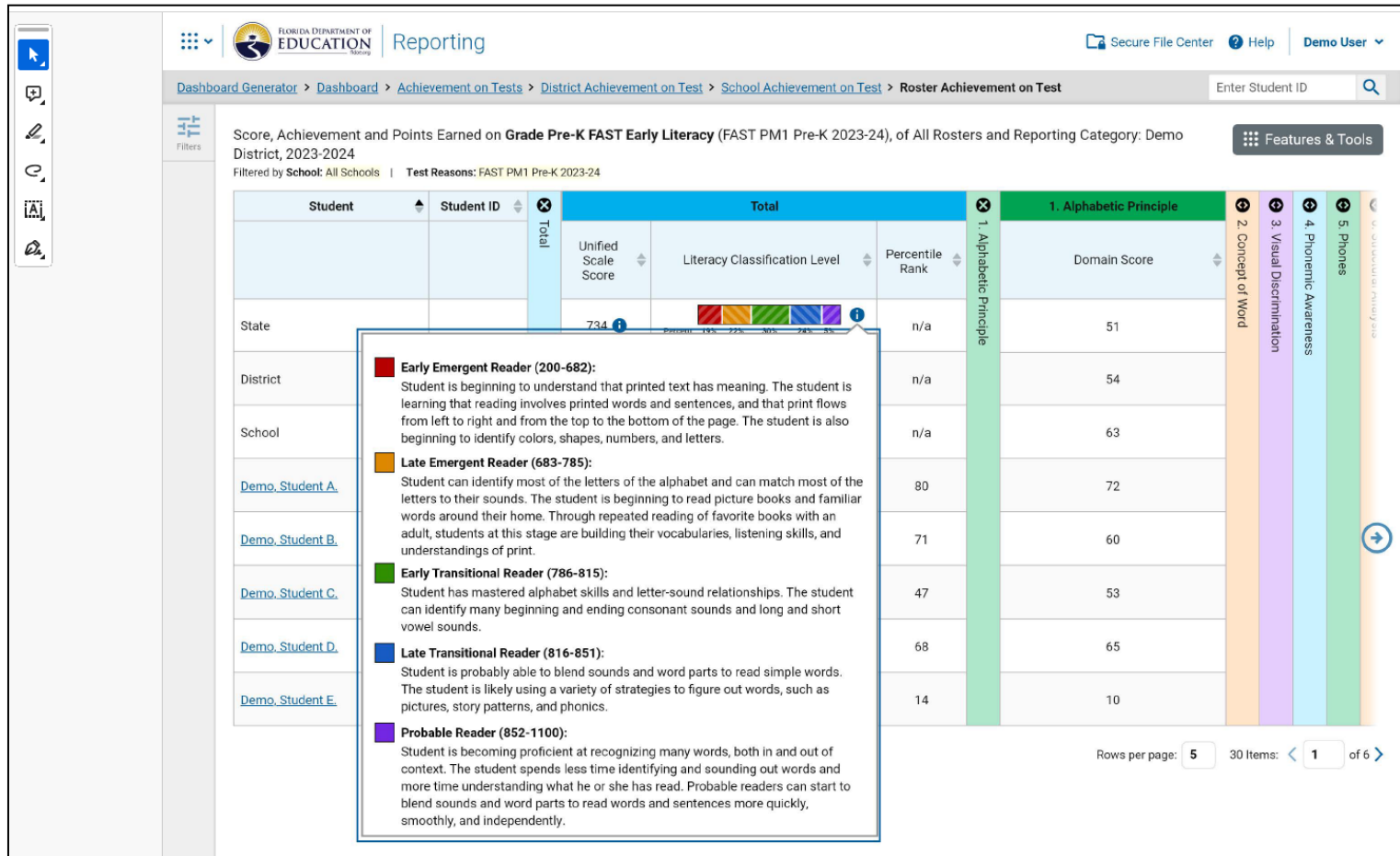
Level 3 (147-159):
On Grade Level: Students who score in Level 3 demonstrate on grade level success with the challenging content on the B.E.S.T. Standards. They may need additional support to excel in the next grade.

Level 4 (160-171):
Proficient: Students who score in Level 4 demonstrate proficient success with the challenging content on the B.E.S.T. Standards. They are likely to excel in the next grade.

Level 5 (172-369):
Exemplary: Students who score in Level 5 demonstrate exemplary success with the challenging content on the B.E.S.T. Standards. They are highly likely to excel in the next grade.

FAST VPK–2 Dashboard (continued)

Results at the student-level for VPK:



Reporting

Secure File Center Help Demo User

Dashboard Generator > Dashboard > Achievement on Tests > District Achievement on Test > School Achievement on Test > Roster Achievement on Test

Enter Student ID

Score, Achievement and Points Earned on **Grade Pre-K FAST Early Literacy** (FAST PM1 Pre-K 2023-24), of All Rosters and Reporting Category: Demo District, 2023-2024

Filtered by School: All Schools | Test Reasons: FAST PM1 Pre-K 2023-24

Student	Student ID	Total	1. Alphabetic Principle
		Unified Scale Score	Domain Score
State		734	51
District			54
School			63
Demo Student A		80	72
Demo Student B		71	60
Demo Student C		47	53
Demo Student D		68	65
Demo Student E		14	10

Early Emergent Reader (200-682):
Student is beginning to understand that printed text has meaning. The student is learning that reading involves printed words and sentences, and that print flows from left to right and from the top to the bottom of the page. The student is also beginning to identify colors, shapes, numbers, and letters.

Late Emergent Reader (683-785):
Student can identify most of the letters of the alphabet and can match most of the letters to their sounds. The student is beginning to read picture books and familiar words around their home. Through repeated reading of favorite books with an adult, students at this stage are building their vocabularies, listening skills, and understandings of print.

Early Transitional Reader (786-815):
Student has mastered alphabet skills and letter-sound relationships. The student can identify many beginning and ending consonant sounds and long and short vowel sounds.

Late Transitional Reader (816-851):
Student is probably able to blend sounds and word parts to read simple words. The student is likely using a variety of strategies to figure out words, such as pictures, story patterns, and phonics.

Probable Reader (852-1100):
Student is becoming proficient at recognizing many words, both in and out of context. The student spends less time identifying and sounding out words and more time understanding what he or she has read. Probable readers can start to blend sounds and word parts to read words and sentences more quickly, smoothly, and independently.

Rows per page: 5 30 Items: 1 of 6



FLORIDA DEPARTMENT OF
EDUCATION
fldoe.org


Family Portal 2.0

Family Portal 2.0

- The updated version of the Family Portal will provide greater integration between FRS and the Family Portal.
- Many of the elements and the information that are already reviewed in detailed ISRs or in FRS will be available in view-mode in the Family Portal.
- The operation of the Family Portal will remain the same but with some additional features.

Family Portal 2.0 (continued)

All Subjects page:


Family Portal
Print Sign Out


Welcome, Demo Student
Student ID: FL999900000001 Date of Birth: 01/15/2015

Demo's Scores for 2023-2024 School Year Glossary Guide Resources

Sorted by: **Most Recent Test**

Subjects: **All** Show All Tests from School Year:

Currently Viewing: **The most recent test in all subjects for the 2023-2024 School Year.**



FAST Mathematics
[View All Tests](#)

Your Student's Most Recent Test
Grade 4 FAST Mathematics

Date Taken: 05/12/2024 Test Window: PM3 2023-2024 Score: **188**


[View Detailed Report](#)
[Download Detailed Report](#)

Your Child's Score



155 Level 1	200 Level 2	211 Level 3	221 Level 4	238 Level 5	273
----------------	----------------	----------------	----------------	----------------	-----

Well Below Grade Level: Students who score in Level 1 demonstrate well below grade level skills but are not yet demonstrating On Grade level success with the challenging content on the B.E.S.T. Standards. To be prepared for the next grade, they are likely to need substantial support.



FAST ELA Reading
[View All Tests](#)

Your Student's Most Recent Test
Grade 4 FAST ELA Reading

Date Taken: 05/12/2024 Test Window: PM3 2023-24 Score: **213**


[View Detailed Report](#)
[Download Detailed Report](#)

Your Child's Score



154 Level 1	199 Level 2	213 Level 3	224 Level 4	237 Level 5	270
----------------	----------------	----------------	----------------	----------------	-----

On Grade Level: Students who score in Level 3 demonstrate on grade level success with the challenging content on the B.E.S.T. Standards. They may need additional support to excel in the next grade.



B.E.S.T. Writing
[View All Tests](#)

Your Student's Most Recent Test
Grade 4 B.E.S.T. Writing

Date Taken: 04/12/2023 Test Window: Spring 2023-24 Score: **258**

[View Detailed Report](#)
[Download Detailed Report](#)

Your Child's Score



157 Level 1	220 Level 2	270
----------------	----------------	-----

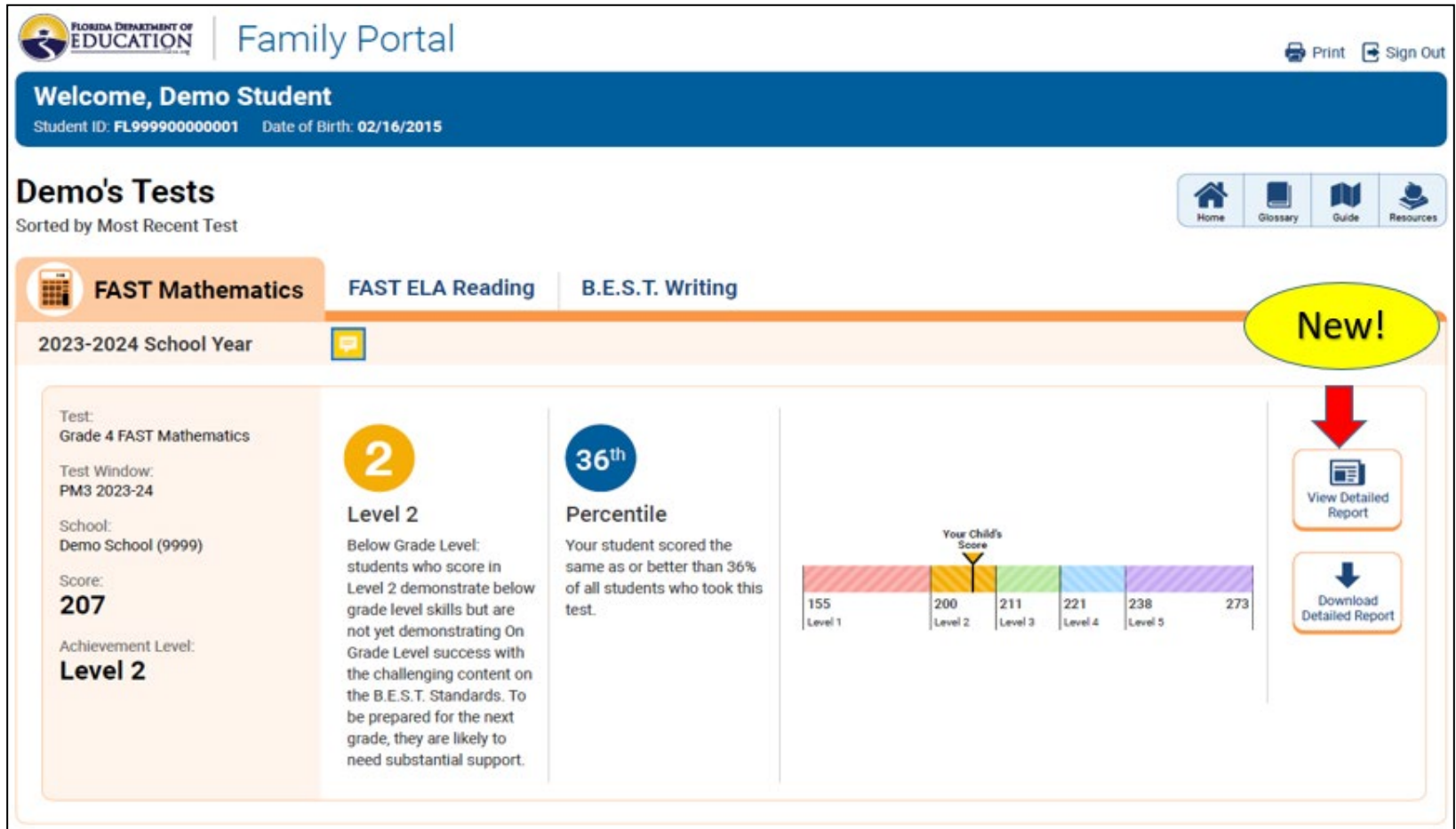
On Grade Level: Student who score in Level 2 demonstrate on grade level success with the challenging content on the B.E.S.T. Standards. They may need additional support to excel in the next grade.

www.FLDOE.org

34

Family Portal 2.0 (continued)

All Tests page, sorted by most recent test:



Family Portal | [Print](#) | [Sign Out](#)

Welcome, Demo Student
Student ID: FL999900000001 | Date of Birth: 02/16/2015

Demo's Tests
Sorted by Most Recent Test

Home | Glossary | Guide | Resources

FAST Mathematics | FAST ELA Reading | B.E.S.T. Writing

2023-2024 School Year

New!

Test: Grade 4 FAST Mathematics
Test Window: PM3 2023-24
School: Demo School (9999)
Score: **207**
Achievement Level: **Level 2**

2
Level 2
Below Grade Level: students who score in Level 2 demonstrate below grade level skills but are not yet demonstrating On Grade Level success with the challenging content on the B.E.S.T. Standards. To be prepared for the next grade, they are likely to need substantial support.

36th
Percentile
Your student scored the same as or better than 36% of all students who took this test.


155	200	211	221	238	273
Level 1	Level 2	Level 3	Level 4	Level 5	

Your Child's Score

[View Detailed Report](#)
[Download Detailed Report](#)

Family Portal 2.0 (continued)

Detailed Report page – The new Family Portal includes additional tabs and more information from the ISR on this page.


Family Portal
Print Sign Out

Welcome, Demo Student
Student ID: FL999900000001 Date of Birth: 02/16/2015

Demo's Results for FAST Mathematics

Home
Glossary
Guide
Resources

FAST Mathematics

Overall
Category Results
Test Questions
Progress
Resources to Help Your Student


Test:
Grade 4 FAST Mathematics

Test Window:
PM3 2023-24

School:
Demo School (9999)

Score:
207

Achievement Level:
Level 2


Download Detailed Report

Your Student's Overall Results

2

Level 2


Below Grade Level: students who score in Level 2 demonstrate below grade level skills but are not yet demonstrating On Grade Level success with the challenging content on the B.E.S.T. Standards. To be prepared for the next grade, they are likely to need substantial support.

36th

Percentile

Your student scored the same as or better than 36% of all students who took this test.

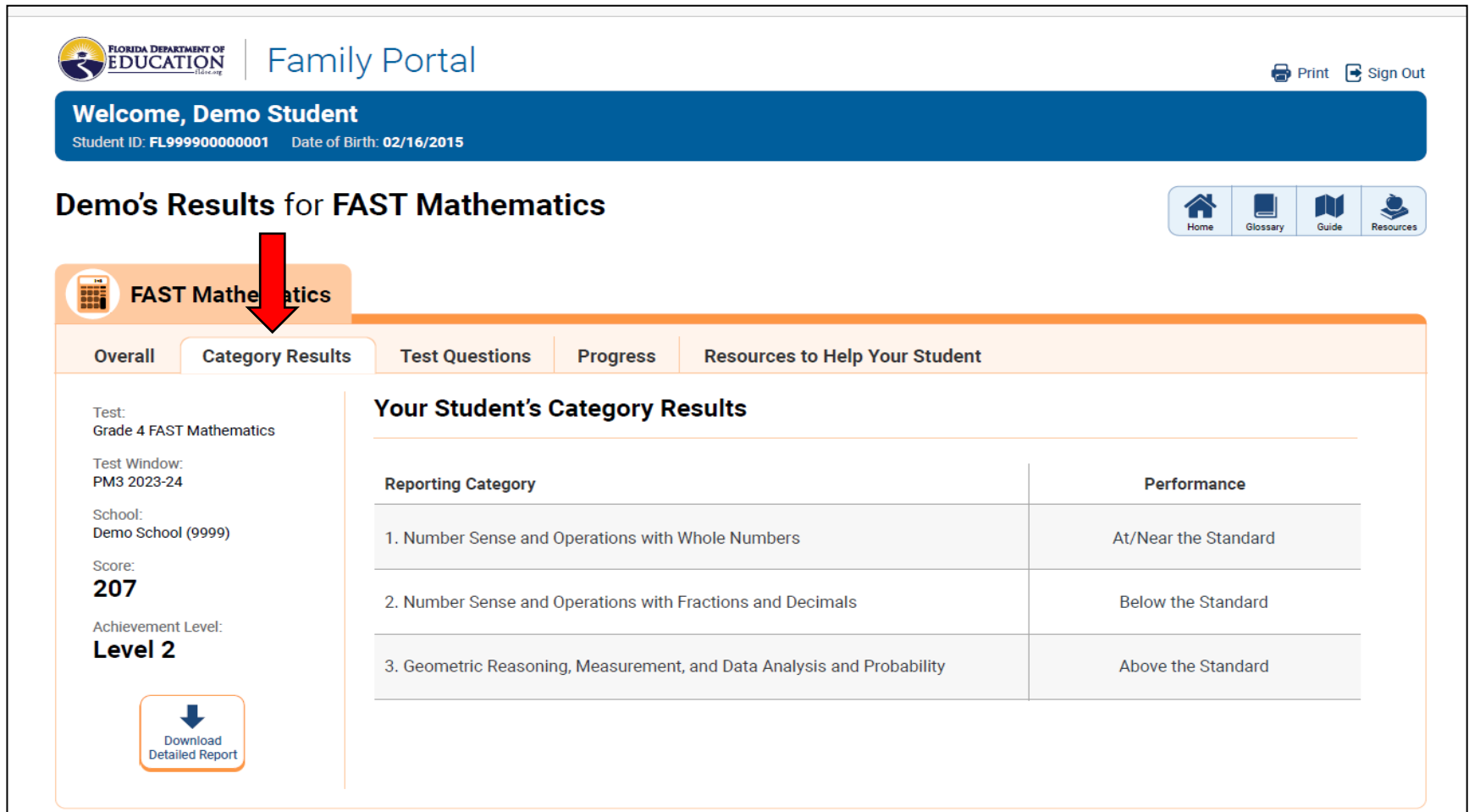
Your Child's Score



155 Level 1	200 Level 2	211 Level 3	221 Level 4	238 Level 5	273
----------------	----------------	----------------	----------------	----------------	-----

Family Portal 2.0 (continued)

Example for “Category Results” tab:



The screenshot shows the Family Portal 2.0 interface. At the top, there is a navigation bar with the Florida Department of Education logo, the text 'Family Portal', and links for 'Print' and 'Sign Out'. Below this is a blue banner that says 'Welcome, Demo Student' with the student ID 'FL999900000001' and date of birth '02/16/2015'. The main heading is 'Demo's Results for FAST Mathematics'. A red arrow points to the 'FAST Mathematics' tab, which is currently selected. Below the tabs are 'Overall', 'Category Results', 'Test Questions', 'Progress', and 'Resources to Help Your Student'. The 'Category Results' section displays 'Your Student's Category Results' in a table. On the left side of the page, there is a sidebar with test details: 'Test: Grade 4 FAST Mathematics', 'Test Window: PM3 2023-24', 'School: Demo School (9999)', 'Score: 207', and 'Achievement Level: Level 2'. A 'Download Detailed Report' button is located at the bottom of the sidebar.

FAST Mathematics

Overall | **Category Results** | Test Questions | Progress | Resources to Help Your Student

Test:
Grade 4 FAST Mathematics

Test Window:
PM3 2023-24

School:
Demo School (9999)

Score:
207

Achievement Level:
Level 2

[Download Detailed Report](#)

Your Student's Category Results

Reporting Category	Performance
1. Number Sense and Operations with Whole Numbers	At/Near the Standard
2. Number Sense and Operations with Fractions and Decimals	Below the Standard
3. Geometric Reasoning, Measurement, and Data Analysis and Probability	Above the Standard



www.FLDOE.org



www.FLDOE.org