

# Student Transportation: Funding and Reporting

Presented By:

James Andrews

Office of Funding and Financial Reporting

Division of Finance and Operations

**FAMIS Summer Conference**

**June 12, 2024**

[www.FLDOE.org](http://www.FLDOE.org)

# Florida's Public School Transportation Numbers (2022-23):

- 847,952 total students transported (30% of total enrollment in public schools).
- 77,721 ineligible students transported.
- 39,448 students with disabilities (Exceptional Student Education - ESE) transported.
- 16,186 hazardous walking students transported.
- 14,911 school buses in daily service.
- 17,388 total public school buses statewide.

# Florida's Public School Transportation Numbers (2022-23):

- \$1,172,976,778 total expenditures for student transportation.
- \$531 in Florida Education Finance Program (FEFP) funding per student.
- \$1,652 ESE supplement (weighted) per student.
- 204,014,432 total route miles (daily routes).
- 6,585,608 total field trip/activity miles.
- 210,600,040 total miles driven.

# Transportation Profiles

- The 2022-23 Florida School District Transportation Profiles publication has been posted to the department's transportation web page at:  
<http://www.fldoe.org/schools/healthy-schools/transportation/>.
- For more information about the Florida School District Profiles, please contact Ray Gray at [Ray.Gray@fldoe.org](mailto:Ray.Gray@fldoe.org).

Florida School District  
2022-23 Transportation Profiles

Volume 32, March 2024



Florida Department of Education  
Bureau of PK-12 Education Information Services and  
Office of Funding and Financial Reporting

---

**Full-time Equivalent (FTE)  
General Instructions  
2023-2024**



Rule 6A-1.0451  
Effective January 2024



Included with the  
Transportation General  
Instructions each year.

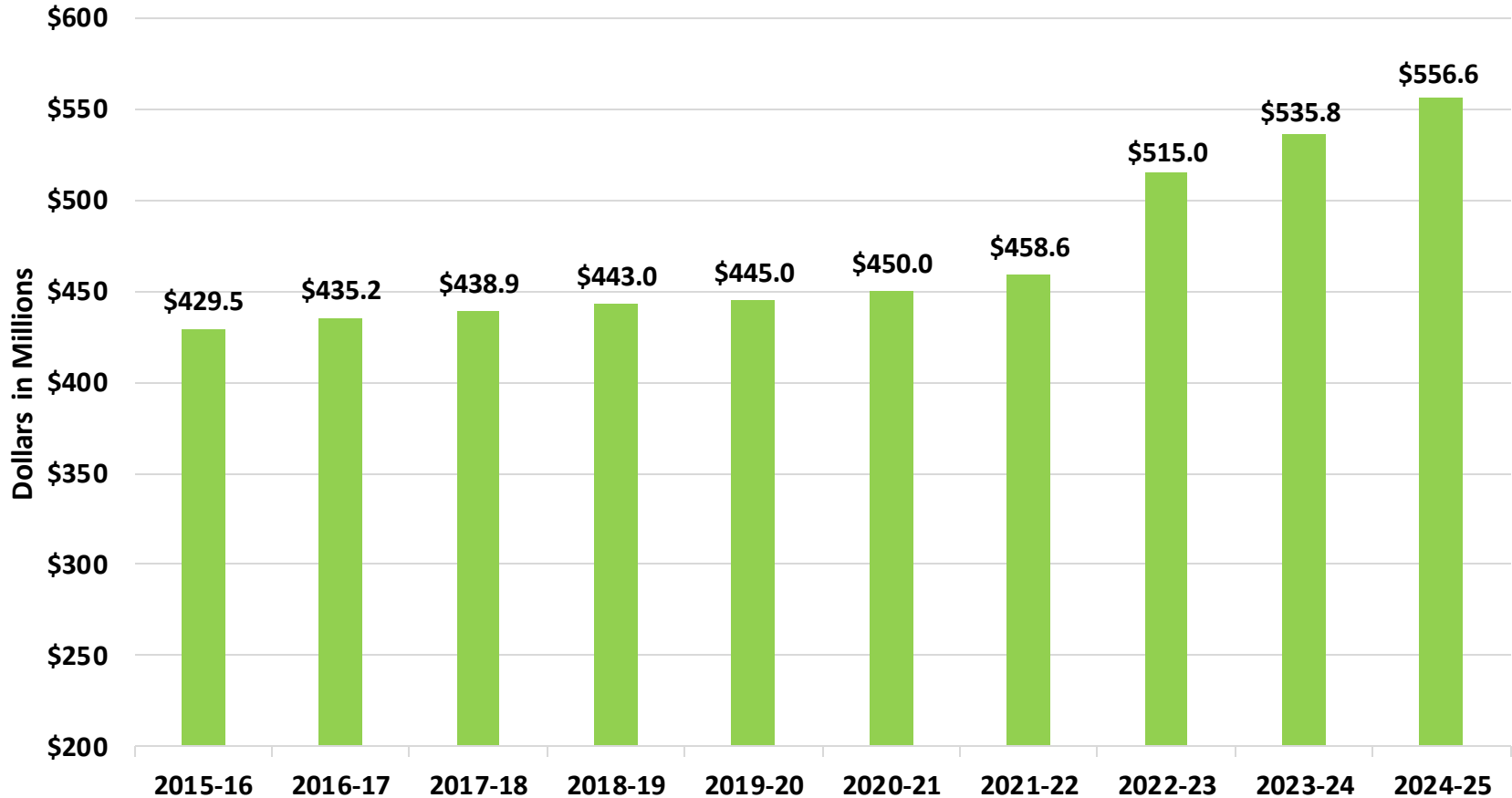
**Mark Your  
Calendar**



**APPENDIX A**  
**Schedule of State Processing Dates**  
2023-24 through 2026-27

<p><b>2023-24</b> <u>Survey 1</u> Survey Week: July 10 – 14, 2023 Due Date: July 28, 2023 State Processing: July 24 – September 8, 2023 Final Update/Amendment Date: September 30, 2023</p> <p><u>Survey 2</u> Survey Week: October 9 – 13, 2023 Due Date: October 20, 2023 State Processing: October 16 – November 3, 2023 Final Update/Amendment Date: December 15, 2023</p> <p><u>Survey 3</u> Survey Week: February 5 – 9, 2024 Due Date: February 16, 2024 State Processing: February 12 – March 1, 2024 Final Update/Amendment Date: April 15, 2024</p> <p><u>Survey 4</u> Survey Week: June 10 – 14, 2024 Due Date: June 28, 2024 State Processing: June 17 – July 5, 2024 Final Update/Amendment Date: August 15, 2024</p>	<p><b>2024-25</b> <u>Survey 1</u> Survey Week: July 8 – 12, 2024 Due Date: July 26, 2024 State Processing: July 22 – September 6, 2024 Final Update/Amendment Date: September 30, 2024</p> <p><u>Survey 2</u> Survey Week: October 7 – 11, 2024 Due Date: October 18, 2024 State Processing: October 14 – November 1, 2024 Final Update/Amendment Date: December 15, 2024</p> <p><u>Survey 3</u> Survey Week: February 3 – 7, 2025 Due Date: February 14, 2025 State Processing: February 10 – 28, 2025 Final Update/Amendment Date: April 15, 2025</p> <p><u>Survey 4</u> Survey Week: June 16 – 20, 2025 Due Date: July 3, 2025 State Processing: June 23 – July 11, 2025 Final Update/Amendment Date: August 15, 2025</p>
<p><b>2025-26</b> <u>Survey 1</u> Survey Week: July 14 – 18, 2025 Due Date: August 1, 2025 State Processing: July 28 – September 12, 2025 Final Update/Amendment Date: September 30, 2025</p> <p><u>Survey 2</u> Survey Week: October 6 – 10, 2025 Due Date: October 17, 2025 State Processing: October 13 – 31, 2025 Final Update/Amendment Date: December 15, 2025</p> <p><u>Survey 3</u> Survey Week: February 2 – 6, 2026 Due Date: February 13, 2026 State Processing: February 6 – 27, 2026 Final Update/Amendment Date: April 15, 2026</p> <p><u>Survey 4</u> Survey Week: June 15 – 19, 2026 Due Date: July 3, 2026 State Processing: June 22 – July 10, 2026 Final Update/Amendment Date: August 15, 2026</p>	<p><b>2026-27</b> <u>Survey 1</u> Survey Week: July 13 – 17, 2026 Due Date: July 31, 2026 State Processing: July 27 – September 11, 2026 Final Update/Amendment Date: October 3, 2026</p> <p><u>Survey 2</u> Survey Week: October 5 – 9, 2026 Due Date: October 16, 2026 State Processing: October 12 – November 6, 2026 Final Update/Amendment Date: December 18, 2026</p> <p><u>Survey 3</u> Survey Week: February 8 – 12, 2027 Due Date: February 19, 2027 State Processing: February 15 – March 5, 2027 Final Update/Amendment Date: April 17, 2027</p> <p><u>Survey 4</u> Survey Week: June 14 – 18, 2027 Due Date: July 2, 2027 State Processing: June 21 – July 2, 2027 Final Update/Amendment Date: August 19, 2027</p>

# Legislative Appropriations for Student Transportation



# **Student Transportation**

## **Section 1011.68, Florida Statutes (F.S.)**

- The Student Transportation funding formula allocates funds for school district transportation based on each district's pro rata share of state transported students.
  - Additional funding is provided for the transportation of certain disabled students.
  - Adjustments are made for cost of living differences, percent of population outside of urban centers and an efficiency factor that is based upon the average number of eligible students transported per bus in daily service to encourage greater bus utilization.



# Florida Student Transportation Funding

- FEFP funds for student transportation are appropriated and distributed as authorized by Sections 1006.21, 1006.22, 1006.23, 1006.25 and 1011.68, F.S. Locally maintained records must document the following three basic areas:
  - Student **eligibility** to receive state FEFP regular or weighted transportation funds (based on criteria such as distance from school, programs attended, and disability status and services, if applicable).
  - Student **ridership and school attendance** during approved transportation survey periods (to verify that transportation service was actually received).
  - Transportation in **approved conveyance** (i.e., in an approved mode of transportation or vehicle type).

# Funding Formula

- Two components:
  - Base transportation allocation:
    - Provides funding for all fundable transported students, including certain disabled students.
  - ESE transportation allocation:
    - Fully funded prior to the base allocation component being allocated.

## Florida Price Level Index (FPLI)

- Adjustments are made for cost of living differences.
  - The purpose of the FPLI is to measure the differences in the cost of labor from county to county.



## Rurality Index



- Adjustments are made for the percent of the population outside of urban centers (Rurality Index).
  - Number of urban and rural inhabitants for each Florida county is based on U.S. census data.



# Average Bus Occupancy (ABO) Index

- Adjustments are made based upon the average number of eligible students transported per bus (category B) in daily service.
- In 2024-25, ABO ranges from high of 129 (ABO = 1.10) to low of 37 (ABO = .90).
- Uses a formula which rewards efficiency.
- Efficiency factor is based upon the average number of eligible students transported per bus in daily service.
- Encourages greater bus utilization.

# Average Bus Occupancy Index (example)



October Students 11,920	+	February Students 11,934	=	Average Students 11,927
October Buses 138	+	February Buses 140	=	Average Buses 139
Average Students 11,927	·	Average Buses 139	=	<b>Average Bus Occupancy 85.81</b>

# ESE Weighted Funding Allocation: Who Is Eligible?

- ESE student eligibility for weighted transportation funding is limited to students requiring additional specialized transportation services.
- Eligible students transported by private vehicles and eligible students for whom the district pays public transit fares are treated as any other transported students.
- Weighted funding can only be claimed for students riding on a school bus (vehicle category B).

## Sequence of Surveys

- Survey Period 1 (July) - from the beginning of the fiscal year (July 1) to the beginning of the defined 180-day school year.
- Survey Period 2 (October) - the first 90 days of the 180-day school year.
- Survey Period 3 (February) - the second 90 days of the 180-day school year.
- Survey Period 4 (June) - from the end of the 180-day school program to the end of the fiscal year (June 30).



# Transportation Calculations

- First Calculation:
  - Completed immediately after the annual legislative session.
  - Based on districts' number of eligible students transported from the transportation surveys for:
    - July, preceding fiscal year.
    - October, preceding fiscal year.
    - February, preceding fiscal year.
    - June, second preceding fiscal year.



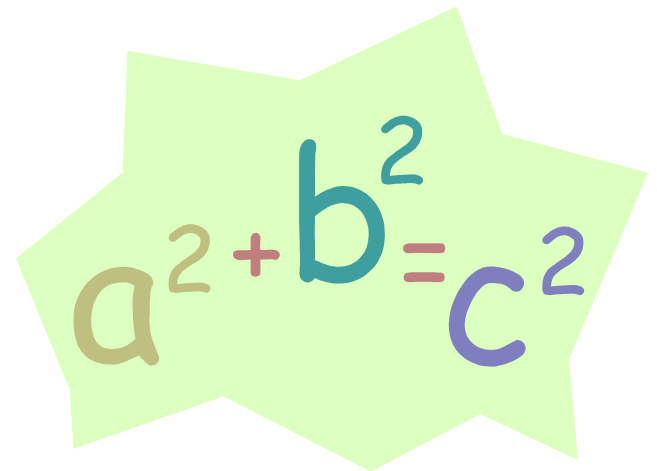
# Transportation Calculations

- Second Calculation:
  - Completed upon receipt of student data from districts' transportation surveys for:
    - July, current fiscal year.
    - October, current fiscal year.
    - February, duplicated October data.
    - June, preceding fiscal year.




# Transportation Calculations

- Third Calculation:
  - Completed upon receipt of student data from districts' transportation surveys for:
    - July, current fiscal year.
    - October, current fiscal year.
    - February, current fiscal year.
    - June, preceding fiscal year.




## Transportation Calculations

Normal session  
(odd years)



Calculated after the  
close of statewide  
processing

Early session  
(even years)



Calculated after the  
close of the  
amendment window

# Transportation Calculations

- Final Calculation:
  - Completed upon receipt of student data from districts' transportation surveys for:
    - July, current fiscal year.
    - October, current fiscal year.
    - February, current fiscal year.
    - June, current fiscal year.

$$\frac{\partial P}{\partial V} = -RT \frac{1}{(V-b)^2} + 2a \frac{1}{V^3}$$

Because  $a \neq 0$ ,  $V_c \neq 0$   
 $(V_c - b) \neq 0$  cancel

$$RT_c = 2a \frac{(V_c - b)^2}{(V_c)^3}$$

$$\frac{\partial^2 P}{\partial V^2} = +2RT \frac{1}{(V-b)^3} - 6a \cdot \frac{1}{V^4}$$

$$0 = 2RT_c \frac{1}{(V_c - b)^3} - 6a \frac{1}{(V_c)^4}$$

$$0 = 4a \frac{(V_c - b)^4}{(V_c)^4} - 6a \frac{1}{(V_c)^4}$$

$$\frac{4}{V_c - b} = \frac{6}{V_c} \Rightarrow 4V_c = 6V_c - 6b$$

$$2V_c = 6b \Rightarrow V_c = 3b$$

$RT_a = 2a$

## Base Allocation Students

### Example: Alachua

Adjusted July Students 0.00	+	Adjusted October Students 4,078.00	+	Adjusted February Students 4,078.00	+	Adjusted June Students 8.09	=
--------------------------------------	---	---	---	--	---	--------------------------------------	---

**Total  
Adjusted  
Students  
8,164.09**

## Base Allocation Factor

Total  
Adjusted Base  
Students  
8,164.09

X

Florida  
Price Level  
Index  
1.0019

X

Average  
Bus Occupancy  
Index  
0.9697

X

Rurality  
Index  
0.9423

=

**Base  
Allocation Factor  
7,474.10**



## Exceptional Students Allocation

Adjusted July ESE Students 0.00	+	Adjusted October ESE Students 197.00	+	Adjusted February ESE Students 197.00	+	Adjusted June ESE Students 7.70	=
--	---	---	---	--	---	--	---

Total Adjusted ESE Students 401.70	X	Factor of 1.8	=	<b>Weighted Adjusted ESE Students 723.06</b>
---	---	---------------------	---	--



# ESE Allocation Factor



Total  
Weighted Adjusted ESE  
Students  
723.06

X

Florida  
Price Level  
Index  
1.0019

X

Average  
Bus Occupancy  
Index  
0.9697

X

Rurality  
Index  
0.9423

=

**ESE  
Allocation Factor  
661.95**



# Funding Summary: State Base Allocation

District ESE Allocation Factor 661.95	X	Appropriated Funds Per Student  \$1,044	=	District ESE Allocation  \$691,075.80
---	---	---	---	---

Total State Allocation 2024-2025 \$556,584,049	-	Total State ESE Allocation \$73,863,220	=	<b>Total State Base Allocation \$482,720,829</b>
---	---	--	---	--



# Membership Eligibility Categories

**Membership Category L:** Individuals With Disabilities Education Act - Prekindergarten Through Grade 12, Weighted.

**Membership Category F:** Teenage Parents and Infants, Unweighted.

**Membership Category G:** Hazardous Walking, Elementary, Unweighted.

**Membership Category M:** All Other FEFP Transportation Funding-Eligible Students, Unweighted.

**Membership Category N:** Non-FEFP-Fundable Prekindergarten Through Grade 12 Students.

# Pre-K Individuals with Disabilities Education Act (IDEA) or Teen Parent ONLY

- Pre-K students are only eligible for funding under s. 1011.68, F.S. if the transported student:
  - Is a Pre-K student with disabilities (IDEA) under Rule 6A-6.03026, Florida Administrative Code (F.A.C.), regardless of distance, and who meets criteria for funding, either weighted or un-weighted.
  - Is a Pre-K age child of a student parent enrolled in a Teenage Parent Program (TAP) under s. 1003.54, F.S.
- **IMPORTANT NOTE:** Pre-K children not enrolled in IDEA programs, or whose parent or parents are not enrolled in a TAP program, are not eligible for state transportation funding. Ineligible programs include: Pre-K Title I, federally funded Pre-K Migrant Programs, Pre-K Early Intervention, Head Start, voluntary pre-kindergarten (VPK) and Readiness Coalition programs.

## Hazardous Walking

- K-5 elementary only students are eligible under hazardous walking. If the elementary school includes grade 6, then funding is extended to these students.
- Location must be inspected by district, road jurisdiction, law enforcement and Metropolitan Planning Organization (MPO), where applicable.
- District, road jurisdiction, law enforcement and MPO must all agree that the location meets hazardous walking criteria.

## Hazardous Walking

- District or charter schools must document qualifying conditions, including speed limits, traffic counts and the condition of roads, walking surfaces, intersections and traffic controls. An FDOE checklist is available.
- District must request a projected completion date for correcting hazard.

## Ridership and Surveys

- For each eligible student, the district or charter school must verify the specific bus (or other vehicle) and the days during the survey week (or preceding six days) when the student rode, or at least the first day. Must be signed by the school bus operator and dated as a source document.
- PLEASE NOTE: Transportation ridership/membership is based on survey week AND the six days prior to survey week.

## Ridership and Surveys

- Sample Ridership Worksheet for Bus Operators is available. This “roll call” sheet must provide the following information, at a minimum:
  - School District Number (where student receives current instruction/service).
  - Florida Education Identifier (FLEID) for each transported student.
  - Survey Period Code.
  - Fiscal Year.
  - Year-Round/Extended School Year Full-Time Equivalent (FTE) Indicator.
  - Days In Term.
  - Transportation Membership Category.
  - Vehicle Category.
  - Bus Number.
  - Bus Route Number.
  - School District Number (where the student is currently enrolled).
  - Date and signature of driver.



## Bus Operator Worksheets

- Bus Operator Worksheets should be neat, legible and complete (including a signature).
- Completed worksheets should be reviewed, verified and signed by a supervisor.
- Bus Operator Worksheets need to be signed and dated as of the survey week.
- Although hardcopies of driver worksheets with original signatures are preferred, school districts who maintain scanned, electronic student database reports may use similar approved reporting formats for transportation record keeping. These formats must be coordinated with the district Management Information Systems (MIS).



# Sample Ridership Data Collection Form

SAMPLE																																			
STUDENT RIDERSHIP DATA COLLECTION FORM																																			
Days in Term		90	Survey #		3	Term Type:		Z-Regular	Signature of Driver:											<i>Buster Bussman</i>															
Vehicle Category		B	Fiscal Year		17/18	Driver (print)		Buster Bussman	Date signed by Driver:											<i>Friday, February 9, 2018</i>															
Bus #		2015-11		Route #		63521		District:		01-Alachua																									
Bus Stop #	Student ID #	School #	Grade	Survey Code #	Membership Category	District # of Instructional Services	District # of Enrollment	Friday 01/26/18		Monday 01/29/18		Tuesday 01/30/18		Wednesday 01/31/18		Thursday 02/01/18		Friday 2/2/18		Monday 02/05/18		Tuesday 02/06/18		Wednesday 02/07/18		Thursday 02/08/18		Friday 2/9/2018							
								AM	PM	AM	PM	AM	PM	AM	PM	AM	PM	AM	PM	AM	PM	AM	PM	AM	PM	AM	PM	AM	PM	AM	PM	AM	PM	AM	PM
1	Ralph K. Sternbach 199887766554321 1152		9	E	M	1	1	[X]	[ ]	[X]	[ ]	[X]	[ ]	[X]	[X]	[X]	[ ]	[X]	[ ]	[X]	[ ]	[X]	[ ]	[X]	[X]	[X]	[ ]	[X]	[ ]						
1	Jim Bob Duhrnaber 200112233445189 101		8	E	M	1	1	[ ]	[ ]	[ ]	[ ]	[ ]	[ ]	[ ]	[ ]	[ ]	[ ]	[ ]	[ ]	[ ]	[ ]	[ ]	[ ]	[ ]	[ ]	[ ]	[ ]	[ ]	[ ]						
1	Bartholomew P. Stangorin 199887766556565 7022		9	E	L	54	1	[X]	[ ]	[X]	[ ]	[X]	[ ]	[X]	[ ]	[X]	[ ]	[X]	[ ]	[X]	[ ]	[X]	[ ]	[X]	[ ]	[X]	[ ]	[X]	[ ]						
2	Johnnie B. Goodman 200112233470597 101		8	E	N	1	1	[ ]	[ ]	[ ]	[ ]	[X]	[ ]	[ ]	[ ]	[ ]	[ ]	[ ]	[ ]	[ ]	[ ]	[ ]	[ ]	[ ]	[ ]	[ ]	[ ]	[ ]	[ ]						
2	Bob E. Bourdas 199887766551567 1152		9	E	N	1	1	[X]	[X]	[X]	[X]	[X]	[X]	[X]	[X]	[ ]	[ ]	[X]	[X]	[X]	[X]	[X]	[X]	[X]	[X]	[X]	[X]	[ ]	[X]	[ ]					
2	Jane C. Moore 200112233495605 101		8	E	F	1	1	[ ]	[ ]	[X]	[ ]	[ ]	[ ]	[X]	[ ]	[ ]	[ ]	[ ]	[ ]	[ ]	[X]	[ ]	[ ]	[ ]	[ ]	[ ]	[ ]	[ ]	[ ]						
3	Jack N. Hillbill 199887766606569 7022		9	E	L	54	1	[X]	[X]	[X]	[X]	[X]	[ ]	[X]	[ ]	[X]	[ ]	[X]	[X]	[X]	[X]	[X]	[X]	[X]	[X]	[X]	[X]	[X]	[X]	[X]					
4	Garfield N. Odie 200112233520613 1152		8	E	N	1	1	[ ]	[ ]	[ ]	[ ]	[ ]	[ ]	[ ]	[ ]	[X]	[ ]	[ ]	[ ]	[ ]	[ ]	[ ]	[ ]	[ ]	[ ]	[ ]	[X]	[ ]	[X]	[ ]					
4	Jim B. Finerman 199887766631571 1152		9	E	M	1	1	[X]	[X]	[ ]	[ ]	[ ]	[ ]	[X]	[X]	[ ]	[ ]	[X]	[X]	[ ]	[ ]	[ ]	[ ]	[ ]	[ ]	[X]	[X]	[ ]	[ ]	[ ]					
4	Larry D. Cablanza 200112233545621 101		8	E	M	1	1	[ ]	[X]	[X]	[X]	[X]	[ ]	[ ]	[ ]	[ ]	[ ]	[ ]	[X]	[X]	[X]	[X]	[X]	[ ]	[ ]	[ ]	[ ]	[ ]	[ ]	[ ]					
4	John D. Cook 199887766656573 1152		9	E	M	1	1	[ ]	[ ]	[X]	[X]	[X]	[X]	[X]	[X]	[ ]	[ ]	[ ]	[ ]	[ ]	[X]	[X]	[X]	[X]	[X]	[X]	[X]	[X]	[ ]	[ ]					
4	Joe D. Phinney 200112233795631 101		8	E	M	1	1	[X]	[X]	[X]	[X]	[X]	[X]	[X]	[ ]	[ ]	[ ]	[X]	[X]	[X]	[X]	[X]	[X]	[X]	[X]	[X]	[X]	[ ]	[ ]	[ ]					
4	Mark D. Bossman 199887766681575 1152		9	E	M	1	1	[X]	[ ]	[ ]	[ ]	[ ]	[ ]	[ ]	[ ]	[ ]	[ ]	[ ]	[ ]	[ ]	[ ]	[ ]	[ ]	[ ]	[ ]	[ ]	[ ]	[ ]	[ ]	[ ]					
4	Marco Polo 200112234045646 1152		8	E	N	1	1	[ ]	[ ]	[ ]	[ ]	[ ]	[ ]	[ ]	[ ]	[X]	[ ]	[ ]	[ ]	[ ]	[ ]	[ ]	[ ]	[ ]	[ ]	[ ]	[X]	[ ]	[X]	[ ]					
4	John Walton 199887766710580 1152		9	E	M	1	1	[X]	[X]	[ ]	[ ]	[ ]	[ ]	[X]	[X]	[ ]	[ ]	[X]	[X]	[ ]	[ ]	[ ]	[ ]	[ ]	[ ]	[X]	[X]	[ ]	[ ]	[ ]					
4	Larry Theodorbrother 200112234070662 101		8	E	M	1	1	[ ]	[X]	[X]	[X]	[X]	[ ]	[ ]	[ ]	[ ]	[ ]	[ ]	[X]	[X]	[X]	[X]	[X]	[X]	[X]	[X]	[X]	[X]	[X]	[X]					
4	John D. Cooksey 199887766960901 1152		9	E	M	1	1	[ ]	[ ]	[X]	[X]	[X]	[X]	[X]	[X]	[ ]	[ ]	[ ]	[ ]	[ ]	[X]	[X]	[X]	[X]	[X]	[X]	[X]	[X]	[X]	[X]					
4	Joe D. Bidas 200112234320912 101		8	E	M	1	1	[X]	[X]	[X]	[X]	[X]	[X]	[X]	[X]	[ ]	[ ]	[X]	[X]	[X]	[X]	[X]	[X]	[X]	[X]	[X]	[X]	[X]	[X]	[X]					
4	María L. Valaquera 199887767025903 1152		9	E	M	1	1	[X]	[ ]	[ ]	[ ]	[ ]	[ ]	[ ]	[ ]	[ ]	[ ]	[ ]	[ ]	[ ]	[ ]	[ ]	[ ]	[ ]	[ ]	[ ]	[ ]	[ ]	[ ]	[ ]					
								[ ]	[ ]	[ ]	[ ]	[ ]	[ ]	[ ]	[ ]	[ ]	[ ]	[ ]	[ ]	[ ]	[ ]	[ ]	[ ]	[ ]	[ ]	[ ]	[ ]	[ ]	[ ]	[ ]					

## Approved Conveyances

- Districts and charter schools must maintain vehicle inventory records and written contracts or agreements to verify that vehicles claimed in daily service are one of the following:
  - B: School buses meeting Florida school bus specifications.
  - E: Passenger cars or allowable multipurpose passenger vehicles (MPV) owned, operated or contracted by the school board, transporting fewer than 10 students.
  - P: Privately owned motor vehicles or boats for disabled or isolated students, or for when transportation on a school bus is impractical.
  - G: General purpose transportation (city buses, trains, etc.).

## Approved Conveyances

- For general purpose transportation, a list identifying students who are provided city bus passes, train vouchers, etc., must be maintained, along with other records to verify ridership and dates.
- For students claimed riding in private passenger cars or boats, the district or charter school must maintain board minutes reflecting mileage to the bus route or school, names of the students and school attended, pursuant to Rule 6A-3.0171(11), F.A.C.



# Audit Documentation

- Ensure retention of records to document students' home addresses at the time of the scheduled survey.
- Prevent duplication of students and counting of any individual student on more than one bus or mode during survey week.
- For each student, document the eligibility category. Edits may be implemented to cross-check against school records.

## Summer School Eligibility

- Only two types of students are eligible to receive transportation funding during the summer:
  - Exceptional education students whose Individual Education Plan (IEP) requires extended school year services **and** transportation as a related service. These can be either weighted or unweighted students.
  - Department of Juvenile Justice (DJJ) students in a day treatment facility who also receive FEFP funding during the summer.
- All other students transported during Survey 1 and Survey 4 must be reported under category “N.”

## Summer School

If the July or June summer school or supplemental academic instruction period is scheduled so that it takes place outside the regularly scheduled survey week window, a separate survey week must be established to cover these students. The middle day or middle week of the summer period should be used as the basis for establishment of the survey week. This effort must be coordinated with the district FTE administrator so that the same survey week is established for both FTE and transportation reporting.

## FDOE Post-Survey Reviews

- Education Information Services (EIS) prepares reports following each survey comparing current and prior surveys' data for each district's:
  - Adjusted base FTE students transported.
  - Adjusted ESE FTE students transported.
  - Buses in daily service.
  - Resulting funding calculation.
- Education Information and Accountability Services report identifies variations in these data of  $\geq 5\%$ .
- Florida Department of Education Offices (EIS, Office of Funding and Financial Reporting, School Transportations Management Section) contact respective local district counterparts.
- Variations are outlined. Explanations are requested and documented.



## FDOE Post-Survey Reviews

- Variations due to inaccuracy of reported data are corrected by districts.
- Variations that are valid are documented as to causes.
- Overall goal (and result) is accuracy of reporting and improved timeliness, and ensuring that district staff are aware of reported data.
- Process ensures accountability to the legislature and others.

## Resources

- FDOE School Transportation: [www.fldoe.org/transportation](http://www.fldoe.org/transportation).
  - Quality Links: Florida School District Transportation Profiles.
- FDOE Funding and Reporting: [www.fldoe.org/fefp](http://www.fldoe.org/fefp).
  - Student Transportation General Instructions.
  - All Transportation reporting memorandums posted at “Transportation” link.
- FDOE Education Information Services: [www.fldoe.org/eias](http://www.fldoe.org/eias).

## Transportation Reporting Contacts

- Robert Manspeaker  
School Transportation Management  
(850) 245-9795  
[Robert.Manspeaker@fldoe.org](mailto:Robert.Manspeaker@fldoe.org)
- James Andrews  
Office of Funding & Financial Reporting  
(850) 245-0405  
[james.Andrews@fldoe.org](mailto:james.Andrews@fldoe.org)
- Kristi Ham  
Education Information & Accountability Services  
(850) 245-0400  
[Kristi.Ham@fldoe.org](mailto:Kristi.Ham@fldoe.org)





[www.FLDOE.org](http://www.FLDOE.org)

Questions?



[www.FLDOE.org](http://www.FLDOE.org)