Migrant Student Information Exchange (MSIX) Data Training

Florida Association of Management Information Systems (FAMIS) 2025 Conference

June 23, 2025

FLORIDA DEPARTMENT OF EDUCATION
fldoe.org

Topics

- Florida Migrant Education Program (FMEP) Overview
- MSIX Overview
- MSIX Data Elements
- MSIX Child Counts and Allocation
- Florida's Migratory Child Data Transmission
- Improving MSIX Data Quality

Title I, Part C Program Overview

- Funded under Title I, Part C of the Elementary and Secondary Education Act of 1965, as amended by the Every Student Succeeds Act of 2015 (ESSA).
- FMEP's overall goal:
  - Address the unique educational needs of migratory children so that they have full and appropriate opportunities to meet the same academic standards as all other children.

FMEP Eligibility

- Who is a migratory child?
- A child or youth who made a qualifying move in the preceding 36 months—

  (A) as a migratory agricultural worker or a migratory fisher; or

  (B) with, or to join, a parent or spouse who is a migratory agricultural worker or a migratory fisher.

Elementary and Secondary Education Act of 1965, as amended by the Every Student Succeeds Act of 2015 (ESSA), Section 1309(3)

MSIX Overview

MSIX Background

- MSIX is a web-based platform established and maintained by the U.S. Department of Education (USED) that links States' migrant student record systems to facilitate the national exchange of educational and health information for migratory children.
- Section 1308(b)(2) of ESSA requires state educational agencies (SEAs) receiving Title I, Part C funds to participate in MSIX.

MSIX Records and Identification Numbers

- Every migratory child in MSIX has a unique student record.
- This record contains personal, academic, and health information entered from the states and school districts in which the child has resided or enrolled.
- MSIX automatically assigns an identification number to any migratory child whose data is being entered for the first time.
- This MSIX ID can then be used to look up that child's information.

MSIX Migratory Child Records

- Personal information:
  - Name, date of birth, parent names, qualifying moves.
- Academic information:
  - School enrollments, assessments, courses, grades, English Learner status, Individual Education Plan status, Priority for Service (PFS) status.
- Health information:
  - Medical Alert status, immunization status.

MSIX Data Elements

MSIX Minimum Data Elements (MDEs)

- 34 CFR (Code of Federal Regulations) Part 200.85(a) requires SEAs receiving funds under Title I, Part C to collect, maintain, and submit to MSIX certain data fields, called Minimum Data Elements (MDEs), for each migratory child identified in the state.
- MSIX has 80 MDEs, sorted into five data categories:
  - Student Demographic
  - Qualifying Arrival Date
  - Enrollments
  - Assessments
  - Course History

Mandatory MDEs

- MSIX will only accept a student record if it contains the following mandatory MDEs:
  - State Student Identifier
  - First Name
  - Last Name 1
  - Sex
  - Birth Date
  - Qualifying Arrival Date
  - Eligibility Expiration Date
  - Enrollment Type
  - At least one of the following dates: Enrollment, Withdrawal, Residency or Residency Verification Date

MSIX Child Counts and Allocation

MSIX Child Counts: Key Points

- MSIX child count = Migratory child count
- Performance period: September 1 to August 31
- Child counts for allocation: Category 1, Category 2
- Child count reconciliation

Migratory Child Count Categories

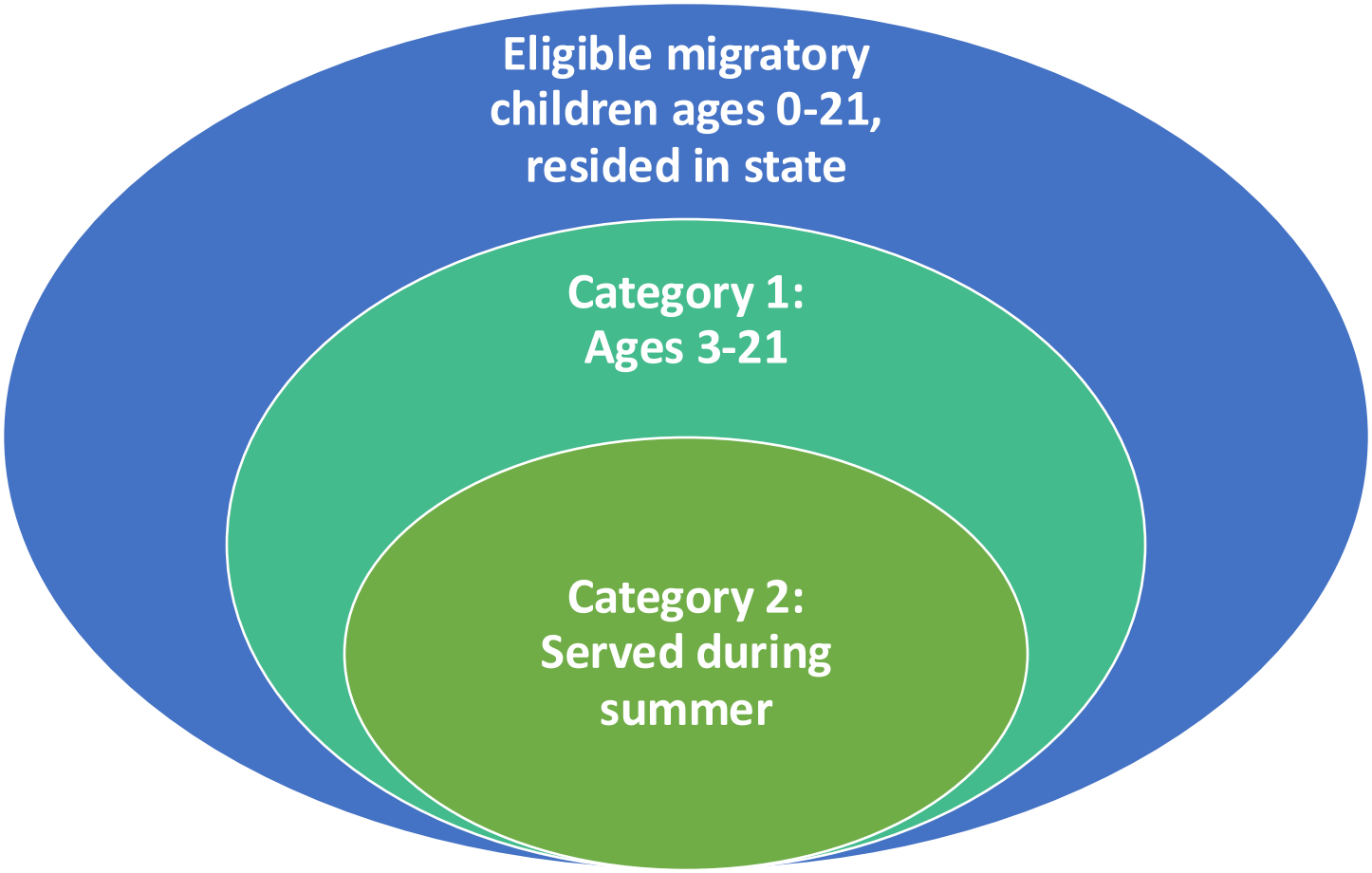

MSIX Child Counts and Allocation

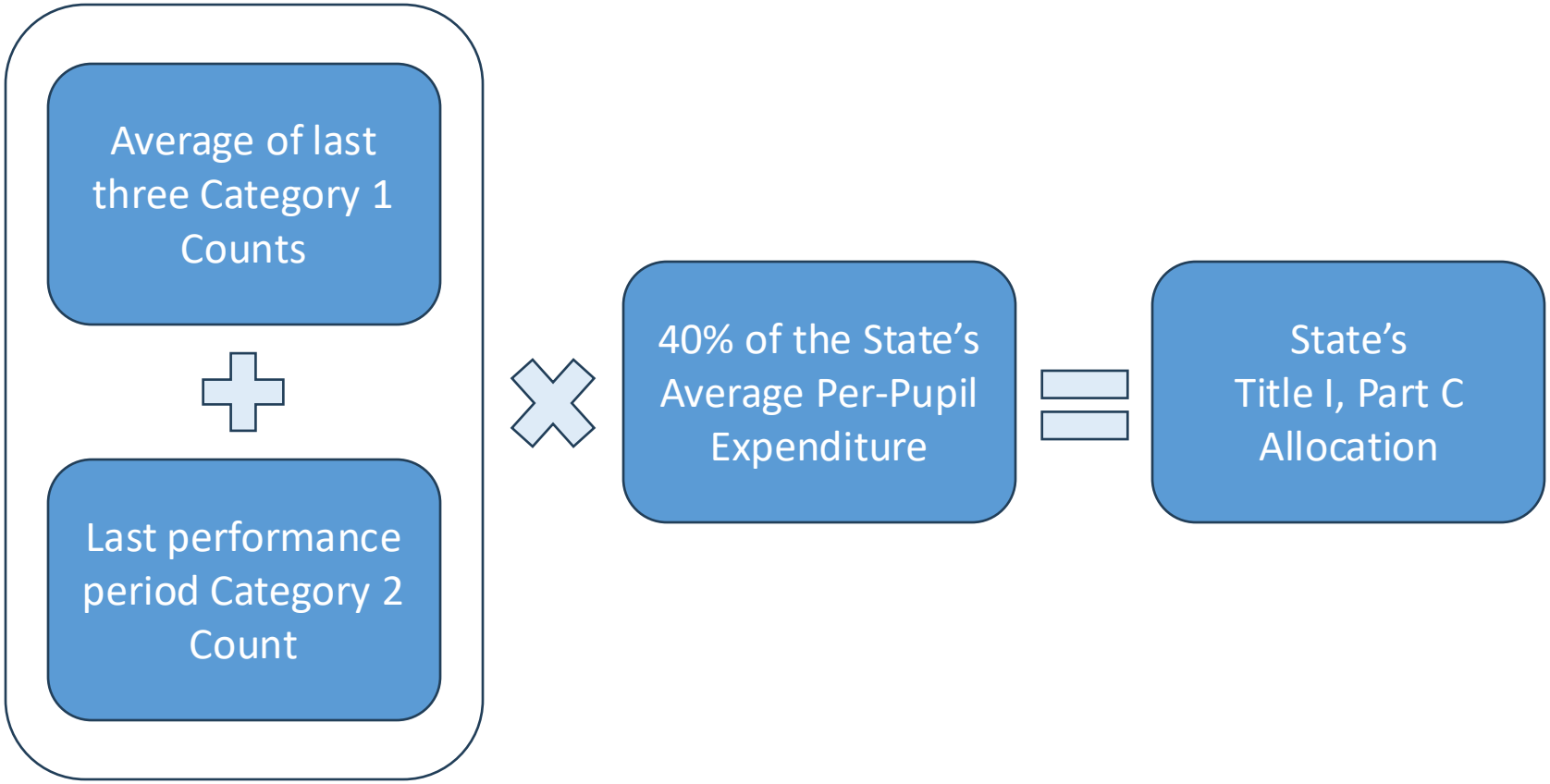

MSIX Child Counts: Key MDEs

Residency: Enrollment MDEs	Eligibility: Qualifying Arrival MDEs	Age: Student Demographic MDEs
• Residency Date • Enrollment Date • Enrollment Type • Residency Verification Date (RVD) • Withdrawal Date	• Qualifying Arrival Date (QAD) • Eligibility Expiration Date (EED)	• Birth Date

MSIX Child Count Logic: Category 1

Performance Period

←Sept. 1 Aug. 31→

Check 2: Eligibility

Qualifying Arrival MDEs

← QAD

EED→

Check 1: Residency

Enrollment MDEs

- Residency Date
- Enrollment Date
- Residency Verification Date
- Withdrawal Date

Check 3: Age

Student Demographic MDEs

← 3rd Birthday

22nd Birthday→

MSIX Child Count Logic: Category 2

Performance Period

←Sept. 1 Aug. 31→

Check 2: Eligibility

Qualifying Arrival MDEs

← QAD

Check 1: Residency Category 2

Enrollment MDEs

- Enrollment Date with Enrollment Type 03

EED→

Check 3: Age

Student Demographic MDEs

← 3rd Birthday

22nd Birthday→

MSIX Child Count Practice Scenario 1

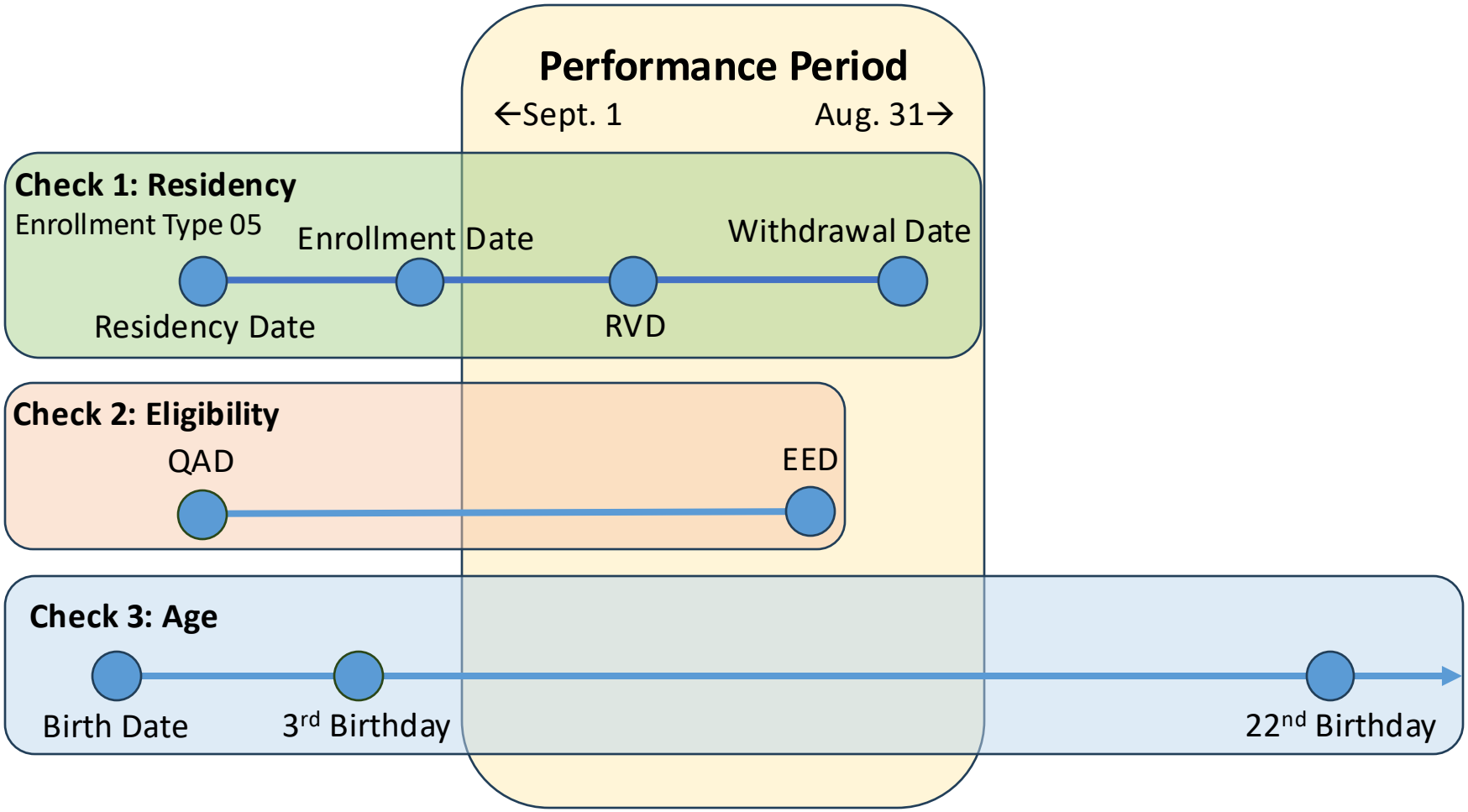

MSIX Child Count Practice Scenario 2

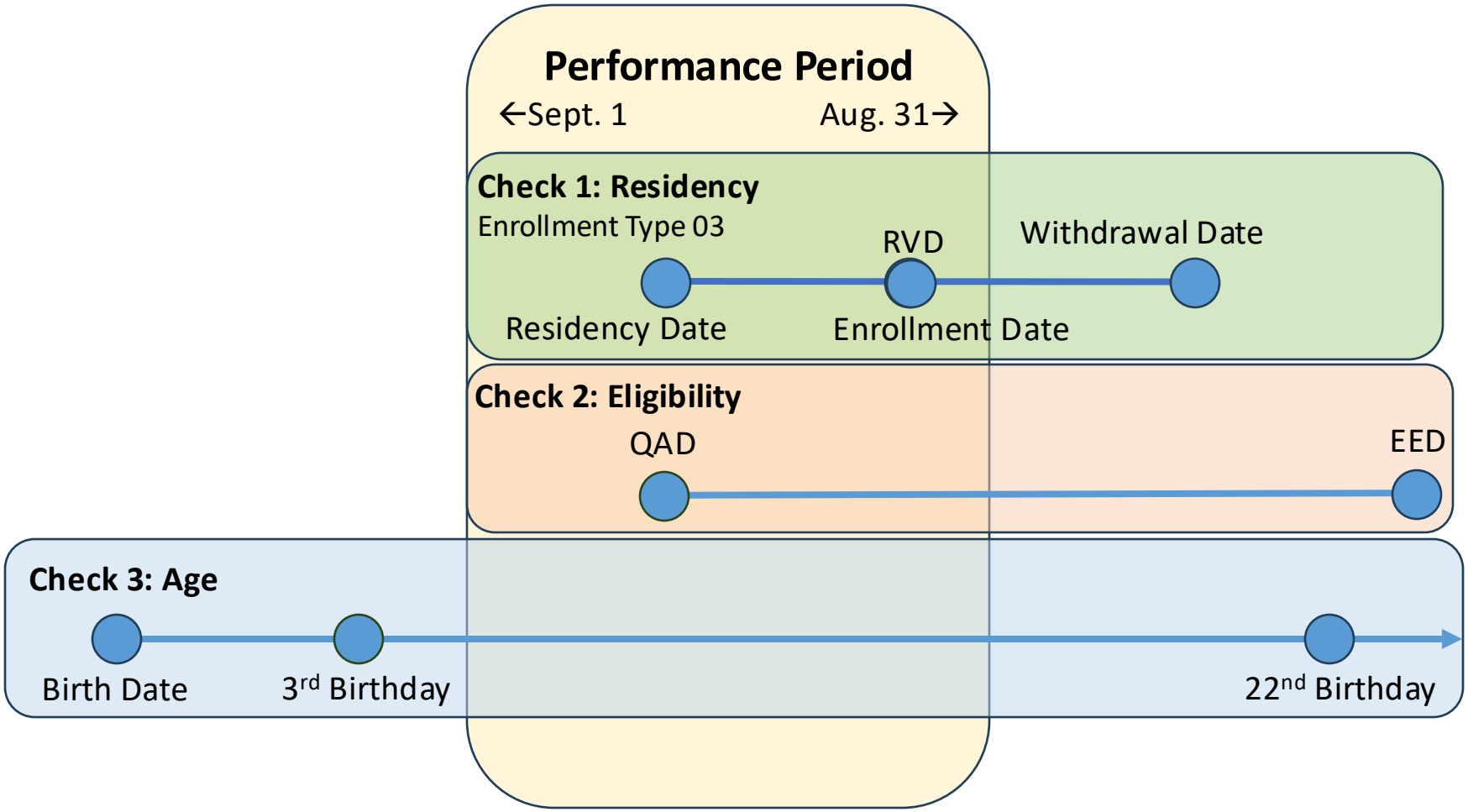

Florida Migratory Child Data Transmission

Florida Migratory Child Data Transmission: How Florida's Data Enters MSIX

- Schools or school district staff enter migratory child information into the district database.
- Management Information System (**MIS**) staff prepare a file of migrant student records to transfer to FDOE via the Florida Automated System for Transferring Educational Records (**FASTER**).
- Student records which pass the FASTER system edit review process are sent to the state migrant student database, Florida MSIX (**FLMSIX**).
- Each evening, Monday through Friday, FLMSIX sends a file to US MSIX containing data from all the files submitted to FLMSIX that day.

Florida Migratory Child Data Transmission: How Florida's Data Enters MSIX

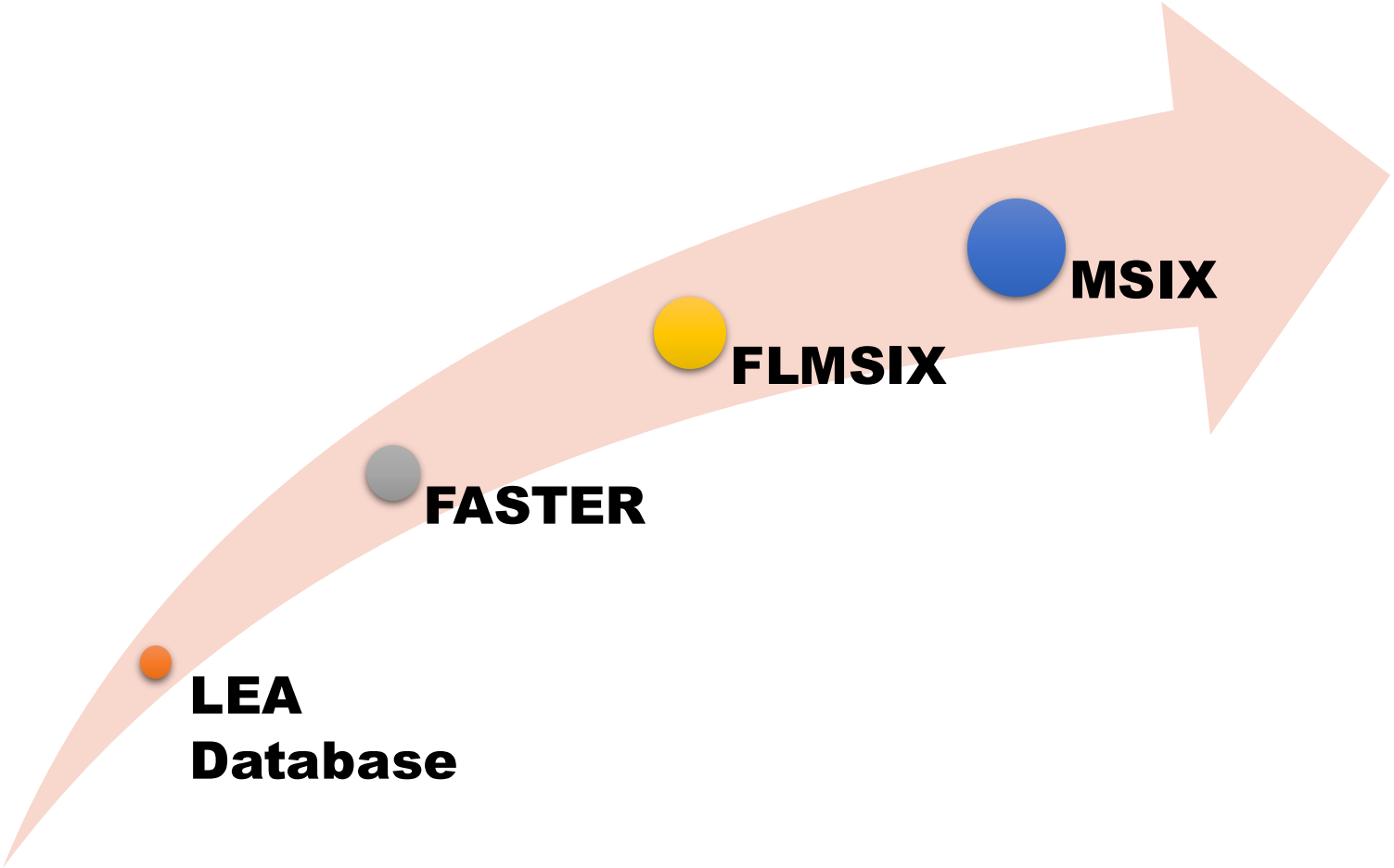

Improving MSIX Data Quality

MSIX Data Quality: Child Counts

Student Record Issue	Suggested Quality Control Practice
No date establishing residency.	Ensure student database system records and transmits residency dates, residency verification dates (RVDs), enrollment dates, and withdrawal dates for each student record sent to MSIX.
Date establishing residency occurs **before** age 3 or **on or after** age 22.	Review list of migratory children and identify those who will turn 3 or turn 22 during the performance period. Schedule time to verify these students' residency after their 3rd birthday and prior to their 22nd birthday.
Date establishing residency occurs **before** QAD or **after** EED.	For students with new QADs, use the date the certificate of eligibility was verified as the RVD. This date may also be used for the enrollment date. For students with established QADs, enter RVDs early in the performance period, in September or October.
For Category 2: No summer enrollment date in current performance period.	Ensure student database allows staff to create new enrollment records for summer services, including non-school based services (especially important for Out-of-School Youth).

MSIX Data Quality: Missing Data Elements

- Used for child counts:
  - Withdrawal Date
- Used for federal data reporting:
  - Grade Level
  - Priority for Service (PFS) Indicator
  - English Learner (EL) Indicator
  - Individual Educational Plan (IEP) Indicator

MSIX Data Quality: FLMSIX Enrollment Logic

Migrant Status Term Sent to FLMSIX	Enrollment Date Sent to FLMSIX	Enrollment Type Sent to US MSIX	MSIX Enrollment Type Meaning
B, S, T, W	May 25 – July 31	03	Served during summer with TIPC funds
B, D, E, S, T, U, V, W	Aug. 1 – May 24	05	Served with TIPC funds during regular school year
X	Any date	06	Residency only
Z	Any date	07	Not a migratory child

MSIX Data Quality: Newest MDEs

- Parent 1 Email Address
- Parent 2 Email Address
- Parent 1 Phone Number
- Parent 2 Phone Number

MSIX Data Quality: Record Reject Rules

- An edit of Student Demographic Reject Rules for School Number and County of Birth code will go in effect July 1, 2025.
- The edited rule will allow student records with School Number 9992, 9993, 9995, or 9997 to be transmitted with any Country of Birth code found in Appendix G or Q of the FDOE Information Database Requirements.

REJECT RULES

UPDATED 07/01/2025

46.

If Grade Level = PK-12 and if School Number, Current Enrollment is not 9992, 9993, 9995, or 9997, then Country of Birth must be a valid code as listed in Appendix G or Appendix Q of the DOE Information Database Requirements: Volume I -- Automated Student Information System Manual including ZZ. If Grade Level = 30 or 31, then Country of Birth must be a valid code as listed in Appendix G or Appendix Q of the DOE Information Database Requirements: Volume I -- Automated Student Information System Manual including ZZ. If School Number, Current Enrollment is 9992, 9993, 9995, or 9997, then Country of Birth code must be a valid code as listed in Appendix G or Appendix Q of the DOE Information Database Requirements: Volume I -- Automated Student Information System Manual including ZZ~~ZZ~~. (This edit does not apply to Survey Period 6.)

Record Rejected

EXAMPLE

The first and second records listed below would be loaded to the database assuming no other reject rule would cause their rejection. The third and fourth records would be rejected because the Country of Birth codes are not valid.

Florida Education Identifier	Country of Birth
FL123456789003	CU
FL123456789004	FJ
*FL123456789001	YI
* FL123456789002	TX

DISTRICT RESPONSIBILITY

If the rejected records should not have been submitted, no action is required. However, if the district wishes the data in the rejected records to be loaded to the database, the district must correct the Country of Birth codes and resubmit the records.

Questions & Answers

Staff Contacts

Jennifer Kruis
Bureau Chief, Bureau of Federal Educational Programs
Jennifer.Kruis1@fldoe.org
850-245-9110

Candace Christian
Title I, Part C State Director, Bureau of Federal Educational Programs
Candace.Christian@fldoe.org
850-245-5185

Carlton Williams
Program Specialist, Title I, Part C, Bureau of Federal Educational Programs
Carlton.Williams1@fldoe.org
850-245-0430

Melissa Hyden
Program Assistant, Title I, Part C, Bureau of Federal Educational Programs
Melissa.Hyden@fldoe.org
850-245-0699

www.FLDOE.org

facebook.com/educationFL

@EducationFL

youtube.com/educationFL

@EducationFL